2022/2023
Community Needs Assessment and Community Action Plan

California Department of Community Services and Development

Community Services Block Grant

Contents

Introduction....3
Purpose....3
Federal CSBG Programmatic Assurances and Certification....3
State Assurances and Certification....3
Compliance with CSBG Organizational Standards....4
What's New For 2022/2023?....4
Checklist....6
Cover Page and Certification....7
Public Hearing(s)....8
Part I: Community Needs Assessment....10
Community Needs Assessment Narrative....11
Community Needs Assessment Results....19
Part II: Community Action Plan....22
Vision and Mission Statement....22
Tripartite Board of Directors....23
Service Delivery System....24
Linkages and Funding Coordination....25
Monitoring....32
Data Analysis and Evaluation....34
Additional Information (Optional)....37
State Assurances and Certification....42
Organizational Standards....43
Appendices....45

Introduction

The Department of Community Services and Development (CSD) has developed the 2022/2023 Community Needs Assessment (CNA) and Community Action Plan (CAP) template for the Community Services Block Grant (CSBG) network. Each agency must submit a completed CAP, including a CNA to CSD on or before **June 30, 2021**. In an effort to reduce administrative burden during the Novel Coronavirus (COVID-19) pandemic, CSD has made changes to the CAP template. The changes are detailed below in the "What's New for 2022/2023?" section. Provide all narrative responses in 12-point Arial font with 1.5 spacing. When the CNA and CAP are complete, they should not exceed 52 pages, excluding the appendices.

Purpose

Public Law 105-285 (the CSBG Act) and the California Government Code require that CSD secure a CAP, including a CNA from each agency. Section 676(b)(11) of the CSBG Act directs that receipt of a CAP is a condition to receive funding. Section 12747(a) of the California Government Code requires the CAP to assess poverty-related needs, available resources, feasible goals and strategies that yield program priorities consistent with standards of effectiveness established for the program. Although CSD may prescribe statewide priorities or strategies that shall be considered and addressed at the local level, each agency is authorized to set its own program priorities in conformance to its determination of local needs. The CAP supported by the CNA is a two-year plan that shows how agencies will deliver CSBG services. CSBG funds are by their nature designed to be flexible. They shall be used to support activities that increase the capacity of low-income families and individuals to become self-sufficient.

Federal CSBG Programmatic Assurances and Certification

The Federal CSBG Programmatic Assurances are found in section 676(b) of the CSBG Act. These assurances are an integral part of the information included in the CSBG State Plan. A list of the assurances that are applicable to CSBG agencies has been provided in the Federal Programmatic Assurances section of this template. CSBG agencies should review these assurances and certify that they are in compliance.

State Assurances and Certification

As required by the CSBG Act, states are required to submit a State Plan as a condition to receive funding. Information provided in agencies' CAPs will be included in the CSBG State Plan. Alongside Organizational Standards, the state will be reporting on State Accountability Measures in order to ensure accountability and program performance improvement. A list of the applicable State Assurances and the agency certification for them are found in the State Assurances section of this template.

Compliance with CSBG Organizational Standards

As described in the Office of Community Services (OCS) Information Memorandum (IM) #138 dated January 26, 2015, CSBG agencies will comply with implementation of the Organizational Standards. CSD has identified the Organizational Standards that are met through the completion of the CAP and the CNA. A list of Organizational Standards that will be met upon completion of the CAP can be found in the Organizational Standards section of this template. Agencies are encouraged to utilize this list as a resource when reporting on the Organizational Standards annually.

What's New For 2022/2023?

Two-Part Layout. The 2022/2023 template has been divided into two parts:

Part I: Community Needs Assessment (CNA); and

Part II: Community Action Plan (CAP).

The CNA portion has sections for the needs assessment narrative and the results. Surveys and analysis documents may be attached as appendices. The CAP portion encompasses all the usual topics such as Vision and Mission Statement, Tripartite Board of Directors, Service Delivery System, Linkages, Monitoring, etc.

Revised Public Hearing Section. In addition to including the statue for the public hearing requirement, CSD has incorporated new guidelines for issuing the Notice of Public Hearing and the draft CAP, and documenting low-income testimony delivered at the public hearing. The Low-Income Testimony and Agency Response document will be required as an appendix. See the section on Public Hearing(s) for more details.

CNA Helpful Resources. Part I: Community Needs Assessment contains resources on conducting a needs assessment, influence of COVID-19 on the process, and updated links to state and national quantitative data sets.

Revised and Reduced Narrative Sections. Every effort has been made to reduce the administrative burden of conducting a CNA and preparing a CAP during an active pandemic. Although these tasks are fundamental to CSBG and should not be overlooked, CSD is aware of the reduced capacity and other circumstances under which many of the agencies are functioning. CSD has removed questions, utilized check boxes when possible, and made some questions optional. Many questions about the federal and state assurances have been removed. However, agencies are still required to certify that they are in compliance with the assurances. In the sections pertaining to the Tripartite Board of Directors and Linkages, for instance, agencies may indicate whether there are changes to the response in the 2020-2021 CAP or whether they would like CSD to accept the 2020-2021 CAP response without adaptations. Please keep in mind that these flexibilities are made because of the COVID-19 pandemic and may not be utilized in future years.

Additional Information. CSD has added a section to address disaster preparedness and agency capacity building. While this information is not directly mandated by statue, it is important to know agencies have disaster response plans in place and are making efforts to increase their own capacities. Responses to these questions are optional.

Federal and State Assurances Certification. Pertaining to the federal and state assurances, CSD removed questions where possible. If compliance to an assurance could be demonstrated without a narrative, the question was removed. However, agencies will still be required to certify that the Federal CSBG Programmatic Assurances and the State Assurances are being met. Agency certifications are found in those sections.

CSBG State Plan References. Information for the CSBG State Plan comes largely from CAPs submitted by agencies. To help agencies understand their roll in preparing the CSBG State Plan, CSD has indicated which questions contribute to the development of the annual CSBG State Plan.

Checklist

☒ **Cover Page and Certification**
☒ **Public Hearing(s)**

Part I: Community Needs Assessment
☒ **Narrative**
☒ **Results**

Part II: Community Action Plan
☒ **Vision Statement**
☒ **Mission Statement**
☒ **Tripartite Board of Directors**
☒ **Service Delivery System**
☒ **Linkages and Funding Coordination**
☒ **Monitoring**
☒ **Data Analysis and Evaluation**
☒ **Additional Information (Optional)**
☒ **Federal CSBG Programmatic Assurances and Certification**
☒ **State Assurances and Certification**
☒ **Organizational Standards**
☒ **Appendices**

COMMUNITY SERVICES BLOCK GRANT (CSBG)
2022/2023 Community Needs Assessment and Community Action Plan
Cover Page and Certification

Agency Name	**Amador Tuolumne Community Action Agency**
Name of CAP Contact	**Joe Bors**
Title	**Executive Director**
Phone	**(209) 223-1485**
Email	**jbors@atcaa.org**

CNA Completed MM/DD/YYYY:
(Organizational Standard 3.1)

03/22/2021

Board and Agency Certification

The undersigned hereby certifies that this agency complies with the Federal CSBG Programmatic and State Assurances as outlined in the CSBG Act and California Government Code, respectively for services provided under the Federal Fiscal Year 2022/2023 Community Action Plan. The undersigned further certifies the information in this Community Needs Assessment and the Community Action Plan is correct and has been authorized by the governing body of this organization. (Organizational Standard 3.5)

Lynn Morgan	Lynn Morgan	6/11/21
Board Chair (printed name)	**Board Chair (signature)**	**Date**
Joe Bors	Joseph Bors	6/11/21
Executive Director (printed name)	**Executive Director (signature)**	**Date**

Certification of ROMA Trainer/Implementer *(If applicable)*

The undersigned hereby certifies that this agency's Community Action Plan and strategic plan documents the continuous use of the Results Oriented Management and Accountability (ROMA) system (assessment, planning, implementation, achievement of results, and evaluation).

Rachel Leach, NCRI	Rachel L	6/11/21
NCRT/NCRI (printed name)	**NCRT/NCRI (signature)**	**Date**

CSD Use Only

Dates CAP (Parts I & II)		Accepted By
Received	Accepted	

Public Hearing(s)

California Government Code Section 12747(b)-(d)

State Statute Requirements

As required by California Government Code Section 12747(b)-(d), agencies are required to conduct a public hearing for the purpose of reviewing the draft CAP. All testimony presented by low-income individuals and families during the public hearing shall be identified in the final CAP. Agencies shall indicate whether or not the concerns expressed by low-income individuals and families have been addressed. If an agency determines that any of the concerns have not been addressed in the CAP, the agency shall include in its response document, information about the concerns and comment as to their validity.

Public Hearing Guidelines

Notice of Public Hearing

1. Notice of the hearing and comment period must be published at least 15 calendar days prior to the public hearing.
2. The notice may be published on the agency's website, Facebook page, social media channels, and/or in newspaper(s) of local distribution.
3. The notice must include information about the draft CAP; where members of the community may review, or how they may receive a copy of, the draft CAP; the dates of the comment period; where written comments may be sent; date, time, and location of the public hearing; and the agency contact information.
4. The comment period should be open for at least 15 calendar days prior to the hearing. Agencies may opt to extend the comment period for a selected number of days after the hearing.
5. The draft CAP must be made available for public review and inspection at least 30 days prior to the hearing. The draft CAP can be posted on the agency's website, Facebook page, social media channels, and distributed electronically or in paper format.
6. Attach a copy of the Notice(s) of Public Hearing as Appendix A to the final CAP.

Public Hearing

1. Agencies must conduct at least one public hearing on the draft CAP.
2. Public hearing(s) shall not be held outside of the service area(s).
3. Low-income testimony presented at the hearing or received during the comment period must be memorialized verbatim in the Low-Income Testimony and Agency's Response document and appended to the final CAP as Appendix B.
4. The Low-Income Testimony and Agency's Response document should include the name of low-income individual, his/her verbatim testimony, an indication of whether or not the need was addressed in the draft CAP, and the agency's response to the testimony if the concern was not addressed in the draft CAP.

Guidance for Public Hearings During COVID-19

The COVID-19 pandemic poses unique challenges to fulfilling the public hearing requirement. CSD asks that agencies adhere to state and county public health guidance to slow the spread of the virus and ensure public safety. The health and safety of agency staff and the communities you serve is paramount. If a public hearing cannot be conducted in person, CSD encourages agencies to utilize other formats or methods that will still adhere to the state and county public health guidance. If conducing a public hearing through other formats or methods is still not possible, agencies must contact their Field Representative at CSD at least 30 days prior to the submission of the CAP for additional guidance. Agencies will be required to provide documentation to support their constraints to meet the public hearing requirement.

Public Hearing Report

Date(s) of Public Hearing(s)	5/28/2021
Location(s) of Public Hearing(s)	Virtual Zoom Meeting
Dates of the Comment Period(s)	4/28/2021 – 5/31/2021
Where was the Notice of Public Hearing published? (agency website, newspaper, social media channels)	**Agency website** **Social Media**: Facebook, Instagram, Twitter **Newspapers**: myMotherLode, The Union Democrat, Ledger Dispatch
Date the Notice(s) of Public Hearing(s) was published	5/13/2021
Number of Attendees at the Public Hearing(s) (Approximately)	0 attendees

Part I: Community Needs Assessment

CSBG Act Section 676(b)(11)
California Government Code Section 12747(a)

Helpful Resources

In 2011, NASCSP published a Community Action to Comprehensive Community Needs Assessment Tool that supports planning and implementing a comprehensive CNA. The tool lays out design choices, planning steps, implementation practices, analysis, and presentation options.

The National Community Action Partnership has resources such as an online Community Needs Assessment Tool and information about conducing a needs assessment during the COVID-19 pandemic. The Partnership also has a Data Hub designed specifically for the community needs assessment process.

To provide a comprehensive "picture" of the community needs in your service area(s), agencies will collect and analyze both quantitative and qualitative data. Links to several national and state quantitative data sets are given below. Local and agency data also provide information about the needs of the community.

<table>
<tr><th colspan="4">National and State Data Sets</th></tr>
<tr><td>U.S. Census Bureau
Poverty Data</td><td>U.S. Bureau of Labor Statistics
Economic Data</td><td>U.S. Department of Housing and Urban Development
Housing Data & Report</td><td>U.S. Department of Health and Human Services
Data Portal</td></tr>
<tr><td colspan="2">Baseline Census
Data by County</td><td>National Low-Income Housing Coalition
Housing Needs by State</td><td>National Center for Education Statistics
IPEDS</td></tr>
<tr><td>California Department of Finance
Demographics</td><td>California Attorney General
Access RSS Data</td><td>California Department of Public Health
Various Data Sets</td><td>California Governor's Office
Covid-19 Data</td></tr>
<tr><td colspan="2">California Department of Education
School Data via DataQuest</td><td colspan="2">California Employment Development Department
UI Data by County</td></tr>
</table>

Community Needs Assessment Narrative

CSBG Act Sections 676(b)(3)(C), 676(b)(9)
Organizational Standards 1.1, 1.2, 2.2, 3.2, 3.3, 3.4
State Plan

1. How did the agency share the CAP, including the CNA, with the community, stakeholders, partner organizations? (Check all that apply.)
☒ The agency's website ☒ Posted on the agency's Facebook page ☐ Electronic reports were sent ☐ Printed copies were distributed ☒ Social media channels ☒ Other
2. Describe how your agency collected and included current data specific to poverty and its prevalence related to gender, age, and race/ethnicity for your service area. (Organizational Standard 3.2, State Plan)
ATCAA conducted a robust Community Needs Assessment *(Appendix C)* in 2020 and 2021 using several sources to collect data specific to poverty and its prevalence related to gender, age, and race/ethnicity in Amador and Tuolumne Counties to assure that we reached those in need of service. Such sources include Amador and Tuolumne Counties Healthy Kids Survey Reports, Sutter Amador Hospital Health Needs Assessment, Adventist Sonora Hospital Health Needs Assessment, Central Sierra Continuum of Care Point- In- Time survey, Area 12 Agency on Aging Community Needs Assessment, California Department of Health Status Profile and the US Census Bureau American Community Survey (ACS). ATCAA also uses a data base called Bell Data as its client/customer demographic data collection system and utilized this data to see demographics, trends in service needs, and service growth. This system is integrated with the Homeless Information Management Systems (HMIS) to provide housing information. We also integrated the Energy Program data base, ServTraq, data to avoid duplicate entries.
3. Describe the geographic location(s) that your agency is funded to serve. If applicable, include a description of the various pockets, high-need areas, or neighborhoods of poverty that are being served by your agency.
The Amador Tuolumne Community Action Agency (ATCAA) serves residents in two non-contiguous rural counties, Amador, and Tuolumne, which comprise our service area. These counties are 45 miles apart and located in the western Sierra Nevada foothill region south east of Sacramento. Both counties have similar geography with elevations that range from 300 to 13,000 feet. Amador, the northernmost of the two counties, covers 593 square miles, whereas Tuolumne County has 2,235

square miles.

The geography and transportation corridors of the region help to define where major population areas are in the two counties. The major transportation arteries in both counties connect the western valley floor with the eastern mountainous regions. Most residents live along these corridors. Amador County has some largely unpopulated areas in the El Dorado National Forest and Mokelumne Wilderness areas, and agricultural land in the Shenandoah Valley. Tuolumne County also has sparsely populated areas including the Stanislaus National Forest and the northern half of Yosemite National Park.

Amador County (population 38,429) has five small, incorporated cities which include Amador City, Sutter Creek, Ione, Plymouth, and Jackson, the county seat. Residents living outside of these cities are scattered throughout the region in small communities.

Tuolumne County (population 54,045) has one incorporated city, Sonora, which is also the county seat. The balance of the county population is spread out among small communities. As in Amador County, these towns are situated near major roads.

Due to the unique geographic profile and arrangement of populated areas, our recruitment area and program operations are limited to the regions located to the west of the summit of the Sierra Nevada Mountains, and outside of National Forest lands and Wilderness Areas in Amador and Tuolumne Counties.

One Tuolumne County geographics area ATCAA has targeted is the community of Jamestown which as a higher level of poverty according to the last census data. ATCAA has its Food Bank and an Early Head Start and Head Start Center in that area.

Poverty in Amador County is more evenly spread throughout the county. New 2020 census data will be assessed by ATCAA once available and ATCAA will target outreach and future initiatives in those areas of highest poverty.

4. Indicate from which sources your agency collected and analyzed quantitative data for the CNA. (Check all that apply.) (Organizational Standard 3.3)

Federal Government/National Data Sets
☒ Census Bureau
☒ Bureau of Labor Statistics
☒ Department of Housing & Urban Development
☐ Department of Health & Human Services
☒ National Low-Income Housing Coalition
☐ National Center for Education Statistics
☐ Other online data resources
☒ Other

California State Data Sets
☒ Employment Development Department
☒ Department of Education
☒ Department of Public Health

Local Data Sets
☐ Local crime statistics
☒ High school graduation rate
☐ School district school readiness
☐ Local employers
☐ Local labor market
☒ Childcare providers
☐ Public benefits usage
☒ County Public Health Department
☒ Other

Agency Data Sets
☒ Client demographics
☒ Service data
☒ CSBG Annual Report

☐ Attorney General
☒ Department of Finance
☐ State Covid-19 Data
☐ Other

Surveys
☒ Clients
☒ Partners and other service providers
☒ General public
☒ Staff
☒ Board members
☒ Private sector
☒ Public sector
☒ Educational institutions

☒ Client satisfaction data
☐ Other

5. If you selected "Other" in any of the data sets in Question 4, list the additional sources.

Feeding America

CA-526 Amador, Calaveras, Mariposa, Tuolumne Counties Continuum of Care

Area 12 Agency on Aging

Sutter Amador Hospital

Adventist Health Sonora

6. Indicate the approaches your agency took to gather qualitative data for the CNA. (Check all that apply.) (Organizational Standard 3.3)

Surveys
- ☒ Clients
- ☒ Partners and other service providers
- ☒ General public
- ☒ Staff
- ☒ Board members
- ☒ Private sector
- ☒ Public sector
- ☒ Educational institutions

Interviews
- ☐ Local leaders
- ☐ Elected officials
- ☐ Partner organizations' leadership
- ☐ Board members
- ☐ New and potential partners
- ☐ Clients

Focus Groups
- ☐ Local leaders
- ☐ Elected officials
- ☒ Partner organizations' leadership
- ☐ Board members
- ☐ New and potential partners
- ☒ Clients
- ☐ Staff

☐ **Community Forums**

☒ **Asset Mapping**

☐ **Other**

7. If you selected “Other” in Question 6, please list the additional approaches your agency took to gather qualitative data.

N/A

8. Describe your agency’s analysis of the quantitative and qualitative data collected from low-income individuals and families. Include a description of the data collected. (Organizational Standards 1.1, 1.2, 3.3; State Plan)

In an effort to collect both quantitative and qualitative data ATCAA used surveys and focus groups, emphasizing outreach to low-income residents, and secondary data sets. Through the 2020 needs assessment process, ATCAA involved 1495 individuals, including low-income residents. Data collected from clients included demographics such as age, gender, race, and ethnicity and gathered information on their greatest needs and biggest challenges across all domains.

ATCAA collected information, through surveys and focus groups, from 43 partner agencies and other local community based organizations with expertise in working with low-income individuals, families and communities. These focus groups and surveys allowed for open discussion and free response regarding the needs of low-icome individuals, families and the communities they serve. ATCAA also used secondary data reports to collect data sets that are often inclusive of under-represented groups. Groups that are difficult for ATCAA to collect data on include youth, young adults, and the elderly.

Qualitative and quantitative information was collected by ATCAA’s Community Services Block Grant Coordinator and ROMA Implementor as well as ATCAA’s Emeritus Executive Director. Collected data was transcribed into the overall draft Community Needs Assessment. The draft assessment was presented to the ATCAA Leadership Team and an Ad Hoc Committee of Board members to review and analyze the data relevent to poverty and the needs of low-income individuals and families in Amador and Tuolumne Counties.

As we digest the information gathered, we examine the data to see what it says and whether our programs are geared toward meeting individual, family, and community level needs.

Examples of data sources:

- ATCAA Client Survey
- ATCAA Head Start Family Survey
- Data collection and reporting from ATCAA programs using Bell Data, ServTraq, COPA and the Desired Results Developmental Profile assessment for Head Start
- Focus groups: conducted with Head Start families and partner agencies
- Online Community Needs Assessment Survey
- Employee Survey
- Board of Director Survey
- Demographic and poverty prevelance data from the US Census and California Finance Dept.
- Local County-level assessments
- Partner Agency Survey

9. Summarize the data gathered from each sector of the community listed below and detail how your agency used the information to assess needs and resources in your agency’s service area(s). Your agency must demonstrate that each sector was included in the needs

assessment; A response for each sector is required. (CSBG Act Sections 676(b)(3)(C), 676(b)(9); Organizational Standard 2.2; State Plan)

A. Community-Based Organizations

ATCAA involved Community Based Organizations (CBO's) in The Community Needs Assessment process in several ways. CBOs were included as a large segment of our Partner Survey in which 35 Partner agencies provided input on the greatest community needs. Respondents also provided information about what is working well in the community, which ATCAA used in Asset Mapping. Most recently ATCAA did an online survey to capture COVID-19 effects on community needs. ATCAA received 125 responses of which 21% of respondents were from CBO's. The results of the Partner Survey and the Community Needs Survey were very closely aligned indicating the following greatest community needs: affordable housing, employment/better jobs with better pay, (job/computer training were a component of employment, mental health/health, food, transportation, education, affordable/ flexible hour infant and childcare, medical/dental.

B. Faith-Based Organizations

Faith-based organizations were included in our Partner surveys and comprised 10% of the participants in our Community Needs Survey the results of which are listed above.

C. Private Sector (local utility companies, charitable organizations, local food banks)

Amador and Tuolumne Counties each have one hospital, Adventist Health Sonora and Sutter Amador Hospital. Both hospitals did Community Health Needs Assessment Reports in 2019. Their approaches included surveys, key person interviews and focus groups, as well as review of secondary data. The results of their surveys included needs also identified in ATCAA's Community Needs Assessment. The priority needs reflected in the hospital reports that were also in ATCAA's priority areas identified by Adventist Health Sonora included affordable housing and /homeless services and poverty with Sutter Amador prioritizing basic needs of housing, jobs, and food. Both hospital reports reflected priority areas; access to health care and mental/behavioral health, which was an expressed need in the ATCAA surveys.

ATCAA also gleaned food and hunger data from a national organization, Feeding America, and housing information from the National Low Income Housing Coalition.

D. Public Sector (social services departments, state agencies)

The Public Sector was involved in our secondary data collection. We used data from the California Dept. of Education's Healthy Kids Survey and from the California Department of Public Health's "2020 County Health Status Profile Report". This report reflected a number of local health indicators, as well as ranking Amador and Tuolumne against California State average and all other California Counties. The highest occurrences, as nearly the highest in the State, were Drug-Induced Death with Tuolumne ranking 51 of the 58 California counties and Amador ranking 52 out of the 58 counties in Death by Suicide.

ATAA also used data from the California Department of Employment Development for unemployment figures which reflected dramatic increases due to COVID-19 peaking in April of 2020 at 14.4% in Amador County and 17.3% in Tuolumne County.

Homeless data was gleaned from the Central Sierra Continuum of Care's (CoC) Point -in -Time Homeless Count. The count is performed every other year. The count reflected a 57% increase in Amador County homeless and 57% in Tuolumne County homeless. The CoC is a regional collaborative made up of public, private, CBO's and homeless representatives.

ATCAA also utilized secondary data from the US Census American Community Survey (ASC).

Public Sector members participated in both ATCAA's Partner Survey and were 29% of the respondents to ATCAA's Community Needs Survey.

It should be noted that all data that ATCAA accessed from this Statewide report reflects data gleaned locally from each County.

E. Educational Institutions (local school districts, colleges)

Educational institutions were included in our Partner Surveys and in our Community Needs Survey the results of which are listed above.

It should be noted that our local schools work very hard to implement the Healthy Kids Survey in all 7th, 9th, and 11th grade schools. The survey was particularly difficult in Amador County as the survey time was during COVID-19 reflecting a 69% decrease due to school closure in March of 2020, Tuolumne County Schools survey was done prior to the COVID-19 school closure.

10. "Causes of poverty" are the negative factors that create or foster barriers to self-sufficiency and/or reduce access to resources in communities in which low-income individuals live. After review and analysis of the data, describe the causes of poverty in your agency's service area(s). (Organizational Standard 3.4, State Plan)

One of the highest negative causes effecting poverty currently is the pandemic. As the data in the ATCAA Community Needs Assessment (CNA) reflects, unemployment has risen dramatically. Business closures have affected resident's ability to pay rent or mortgage, afford food, utilities and needed services. Schools are just now starting to reopen. This health condition has caused a major economic downturn driving middle income families into poverty. It has also driven families into their homes 24/7 now having a greater demand on the need for high-speed internet for home schooling via the internet which they do not have access to. Those fortunate enough to keep their jobs need to have broadband to be able to work from home. Many workers do not have the internet speed to continue working from home to create safety for themselves and their families with the pandemic and could face lay off for lack of broadband.

Broadband has been a negative factor creating barriers to self-sufficiency prior to COVID-19. Lack of broadband impedes resident's ability to seek services and job opportunities on-line, find and accept remote job opportunities, and access computer training, which are areas identified in the CNA.

Transportation, identified as a need in the CNA, is a barrier to self-sufficiency for low-income residents. Those without a working vehicle have difficulty in getting to work, applying for jobs, and accessing food pantries, social service, and health services. It is very difficult to live in our rural counties without a vehicle.

One of the major causes of poverty is the lack of affordable housing driving an increase in the number of homeless in our communities. Our counties shelters have a lack of beds to house the

homeless. We have growing homeless encampments and severe weather; be it snow or high heat, that creates health issues for the homeless.

Working poor may typically spend 50% or more on housing and then have to make choices about their family's health care, food, water and other basic needs. They find themselves having growing issues with money management, piling up debt and unpaid utility and water bills to the brink of electricity and water shut off.

The survey highlighted the need for healthy food; limited income families are forced to make poor food choices to try to cut costs. ATCAA often hears stories than families must weigh the value of food from pantries compared to the gasoline it will take to get to the Food pantry.

Lastly, affordable childcare is a huge barrier to low-income residents entering the workforce. There is very limited affordable childcare, and the services are even slimmer for infant care. In our rural counties many of our jobs are tourist based in ski resorts, hotels and restaurants paying minimum wages matching the hourly cost of childcare. These jobs are also outside of 8 a.m. – 5 p.m. making childcare near impossible to find. Aside from these high need barriers the CNA reflected needs in the areas of job skill/computer skill training, utility assistance, money management, health/mental health and substance abuse barriers as well as affordable medical and dental care.

11. "Conditions of poverty" are the negative environmental, safety, health and/or economic conditions that may reduce investment or growth in communities where low-income individuals live. After review and analysis of the data, describe the conditions of poverty in your agency's service area(s). (Organizational Standard 3.4, State Plan)

One of the greatest conditions of poverty is the lack of good paying jobs in the area. New businesses that may pay a living wage do not locate in our counties for the following reasons:

1) Lack of high-speed internet/broadband services that business depends on.

2) lack of a highly skilled workforce. The percentage of residents who have graduated from college is decreasing. Amador County does not have a community college facility. Local training in the trades is lacking and survey results indicate our residents are requesting job skills and computer training.

3) Our Counties are at least an hour or two from an urban area which creates a barrier to businesses locating here.

4) There is a lack of affordable housing in the area which is a deterrent to new businesses locating here.

5) There is a lack of infant care and childcare in the areas. Many companies need workers around the clock or off hours beyond normal business hours.

6) For a company that was once located in an urban area bringing management employees in that are used to using public transportation to get back and forth to work will find limited public transportation options.

These issues are deterrents to assisting economic growth in our communities. The above areas effect current businesses seeking workers or wanting to expand hours and cannot find workers due to lack of affordable childcare or infant care, which is especially difficult to find after normal business hours.

The lack of affordable housing drives residents to homelessness and the lack of shelter beds drives the homeless to live in cars and on the street. Local businesses see more and more homeless in our downtown areas and have concerns about this deterring visitors and local shoppers when they are already on the edge due to COVID-19 business limitations.

The ATCAA Needs Assessment indicated a lack of access to health/mental health and substance abuse resources. This can deter new business from locating in our area.

Roads in our rural counties are curvy and often dangerous with weather conditions especially in the snow as a safety condition that may reduce the investment or business growth.

12. Describe your agency's approach or system for collecting, analyzing, and reporting customer satisfaction data to the governing board. (Organizational Standard 6.4, State Plan)

☒ No change to the response in your agency's 2020-2021 CAP.

☐ Adaptations to the response in your agency's 2020-2021 CAP are described below.

Community Needs Assessment Results

CSBG Act Section 676(b)(11)
California Government Code Section 12747(a)

Table 1: Needs Table

Complete the table below. Insert a row if additional space is needed.

Needs Identified	Level	Integral to Agency Mission (Y/N)	Currently Addressing (Y/N)	Agency Priority (Y/N)
Individuals cannot afford available housing	Family	Y	Y	Y
The community lacks affordable housing	Community	Y	Y	Y
Families lack access to a reliable means of transportation	Family	Y	Y	Y
Individuals cannot afford available childcare	Family	Y	Y	Y
There is a lack of extended hour infant/childcare in our community	Community	Y	N	N
There is a lack of well-paying jobs in the community	Community	Y	N	Y
Individuals cannot afford healthy food	Family	Y	Y	Y
Individuals lack the skills to obtain well-paying jobs	Family	Y	Y	Y
Individuals cannot afford the high cost of utilities	Family	Y	Y	Y

Needs Identified: List the needs identified in your most recent CNA.

Level: List the need level, i.e. community or family. Community Level: Does the issue impact the community, not just clients or potential clients of the agency? For example, a community level employment need is: There is a lack of good paying jobs in our community. Family Level: Does the need concern individuals/families who have identified things in their own life that are lacking? An example of a family level employment need would be: Individuals do not have good paying jobs.

Integral to Agency Mission: Indicate if the identified need aligns with your agency's mission.

Currently Addressing: Indicate if your agency is already addressing the identified need.

Agency Priority: Indicate if the identified need will be addressed either directly or indirectly.

Table 2: Priority Ranking Table

Prioritize all needs identified as an agency priority in Table 1. Insert a row if additional space is needed.

Agency Priorities	Description of programs, services, activities	Indicator(s)/Service(s) Category (CNPI, FNPI, SRV)
1.Individuals cannot afford available housing	Rent/Deposit Assistance for 300 individuals in 2022 and 2023 Emergency Shelter, 60 individuals in 2022 and 2023 Transitional Housing Placements for 10 individuals in 2022 and 2023 Permanent Housing Placements for 500 individuals in 2022 and 2023	SRV 4c, SRV 4d, SRV 4m SRV 4n SRV 4o
2.The community lacks affordable housing	Transitional Housing for 10 individuals in 2022 and 2023	CNPI 4c
3.Families lack access to a reliable means of transportation	Transportation vouchers, 900 individuals in 2022 and 2023.	SRV 7d
4. Individuals cannot afford available childcare	Head Start and Early Head Start, 260 clients in 2022 and 2023 Direct bill payments for Head Start and Early Head Start, 160 families, in 2022	SRV 2a, SRV 2b SRV 7f
5. There is a lack of well-paying jobs in the community	ATCAA is an advocate and partner of Mother Lode Job Training and will provide links to their website from our website and provide referrals from both of our Service Centers. The Executive Director sits on the Work Force Investment Board and has input and is involved with bring jobs to the county. ATCAA also provides job referrals through Family Learning Center and Foster Youth Program. ATCAA	SRV 7c

	will provide 350 referrals in 2022 and 2023.	
6. Individuals cannot afford healthy food	Tuolumne Food Bank, 58,000 food boxes/kits in 2022 and 2023.	SRV 5jj
7. Individuals lack the skills to obtain well-paying jobs	Housing programs, and Tax Assistance will provide job skills to 10 clients in 2022 and 2023 AmeriCorps, 1 individual in 2023	SRV 1b SRV 1b, SRV 1d
8. Individuals cannot afford the high cost of utilities	Utility Payments, 2600 individuals in 2022 and 2023 Level Billing Assistance, 750 individuals in both 2022 and 2023	SRV 4i SRV 4l

Agency Priorities: Rank your agency priorities.

Description of programs, services, activities: Briefly describe the program, services or activities that your agency will provide to address the need. Identify the number of clients to be served or the number of units offered, including timeframes for each.

Indicator/Service Category (CNPI, FNPI, SRV): List the indicator(s) or service(s) that will be reported in annual report.

Part II: Community Action Plan

CSBG Act Section 676(b)(11)
California Government Code Sections 12745(e), 12747(a)
California Code of Regulations, Title 22, Division 11, Chapter 1, Sections 100651 and 100655

Vision and Mission Statement

1. Provide your agency's Vision Statement.
Our Vision is for residents to be self-reliant, healthy, free from economic hardship, feeling sustained by the support of community and family, and able to achieve their maximum potential as engaged citizens.
2. Provide your agency's Mission Statement.
To help individuals in Amador and Tuolumne Counties toward self-sufficiency. **T**o support local residents in becoming involved and contributing members of our community. **T**o promote family and other supportive environments so that children, youth and elders can achieve their maximum potential. **A**nd, finally, to form partnerships and coalitions within the community to meet those needs.

Tripartite Board of Directors

CSBG Act Sections 676B(a); 676(b)(10)
California Code of Regulations, Title 22, Division 11, Chapter 1, Section 100605
State Plan

1. Describe how your Advisory or Governing Board is involved in the decision-making process and participates in the development, planning, implementation and evaluation of programs to serve low-income communities. (CSBG Act Section 676B(a))
☒ No change to the response in your agency's 2020-2021 CAP. ☐ Adaptations to the response in your agency's 2020-2021 CAP are described below.
2. Describe your agency's procedures under which a low-income individual, community organization, religious organization, or representative of low-income individuals that considers its organization or low-income individuals to be inadequately represented on your agency's board to petition for adequate representation. (CSBG Act Section 676(b)(10), State Plan)
☒ No change to the response in your agency's 2020-2021 CAP. ☐ Adaptations to the response in your agency's 2020-2021 CAP are described below.
3. Describe your Advisory or Governing Board's policy for filling board vacancies in accordance with established bylaws. Include the recruiting process, democratic selections process for low-income board members, and the timeframe established by your agency to fill vacancies. (State Plan)
☒ No change to the response in your agency's 2020-2021 CAP. ☐ Adaptations to the response in your agency's 2020-2021 CAP are described below.

Service Delivery System

CSBG Act Section 676(b)(3)(A)
State Plan

1. Describe your agency's service delivery system. Include a description of your client intake process or system and specify whether services are delivered via direct services or subcontractors, or a combination of both. (CSBG Act Section 676(b)(3)(A), State Plan)
ATCAA has a coordinated service delivery system using a comprehensive centralized intake form used for referral and service provision to clients or those inquiring about access and eligiblity through one of two ATCAA Service Centers. ATCAA serves clients using a case management approach as well as individual direct service model for one time needs. ATCAA's centralized intake procedure records services provided to individual clients using ATCAA's Bell Data and ServTraq information systems. ATCAA coordinates its program plans and activities to the best possible extent and does not pursue activities that would result in a duplication of services to the same client. ATCAA collaborates and partners with many local groups and cross refers to one another to improve program efficacy and to mitigate duplication of services to the same beneficiaries.
2. List your agency's proposed programs/services/activities that will be funded by CSBG. Include a brief explanation as to why these were chosen and how they relate to the CNA. (CSBG Act Section 676(b)(3)(A), State Plan)
Utilizing CSBG CARES funding, ATCAA will enhance current programs by providing additional Mortgage Assistance to clients affected by COVID-19. A new Emergency Bill Payment project will assist Lifeline clients, Head Start and Early Head Start families affected by COVID-19. These services support current CNA findings for affordable housing, affordable childcare, and the underrepresented population of elderly. ATCAA will use CSBG funds to create new services such as providing water and transportation vouches to clients. These services support current CNA findings for high cost of utilities and lack transportation. In addition, CSBG funds support services that allow ATCAA to help house and shelter homeless and those at risk of becoming homeless; to feed thousands of residents through its Food Bank; to assist low-income individuals pay their energy bills; to weatherize the homes of low-income clients; and to provide childcare through the Head Start and State Preschool programs. These areas of need have been repeatedly shown to be of highest value to the low-income populations of Amador and Tuolumne counties when community needs assessments are done. As noted in our most recent funding application, the specific CSBG grant that is annually provided to the Amador Tuolumne Community Action Agency leverages over $10,000,000 in program funds – most of which is for staff salary, benefits, and support costs. Additional costs include program supplies, contracted labor, and occupancy expenses. ATCAA also uses CSBG dollars to leverage funding for private and public funding resources. ATCAA is an umbrella agency that oversees more than 10 million dollars from federal, state, and

private funding sources with over 50 contracts. ATCAA utilizes CSBG for support for the overall administration, the fiscal oversight, and Board functions for programs that cannot pay their full admin costs. This is perfect leveraging as ATCAA would not be able to provide critical services without the leverage CSBG administration support. In addition to admin leveraging and leveraging capacity building and agencies/program strengthening initiatives where a program or service can only pay a portion. ATCAA has also invested CSBG dollars in centralized client database development leveraging HUD funding. ATCAA has leveraged other private and public opportunities to enhance technology. Intra-agency data support and data security is supported and leverages with CSBG funds. Lastly, ATCAA uses CSBG dollars for program outreach and coordinates with other entities and other ATCAA funding streams to enhance outreach opportunities.

Linkages and Funding Coordination

CSBG Act Sections 676(b)(1)(B) and (C), (3)(C) and (D), 676(b)(4), (5), (6), and (9)
California Government Code Sections 12747, 12760
Organizational Standards 2.1, 2.4
State Plan

1. Describe how your agency coordinates funding with other providers in your service area. If there is a formalized coalition of social service providers in your service area, list the coalition(s) by name and methods used to coordinate services/funding. (CSBG Act Sections 676(b)(1)(C), 676(b)(3)(C); Organizational Standard 2.1; State Plan)

ATCAA is a part of a strong community network of service providers, which have a history of working together to assure needs in the community are met *(Appendix D)*. These organizations cross refer to one another. ATCAA has and will continue to develop and maintain linkages with community groups and agencies to assess and fill gaps in services. ATCAA also links current participants of one program to other programs ATCAA offers. Additionally, ATCAA reviews local area partnering agencies' strategic planning information and associated data as it becomes available publicly which include data from key sectors.

The number of partnerships and referral relationships between ATCAA and referral agencies and groups is extensive. ATCAA keeps data of the agencies it works with, and what programs work with what partners, formally and informally.

An example of community coordination meetings attended by the ATCAA Executive Director include: Amador & Tuolumne Homeless Task Forces, T-Stan IRWMA WAC, MAC IRWM, Central Sierra Continuum of Care, Mother Lode Workforce Development Board, Head Start Policy Council, YES and Yes Executive Committee, Youth Substance Use Coalition, Homeless Outreach Committee, PSPS Partner-Regional Collaboration-Region 2, ACCES Roundtable, Community Preparedness Coalition, Daily Resource Partner Coordination, CBO Resource Partners.

Methods used to coordinate services are both formal and informal. Formal coordination is done through the development of MOU's between to agencies. Some of the collaborations that ATCAA

participates in have formal agreements of participation outlining expectations on involvement and representation. Much of the coordination happens on an informal basis when ATCAA staff are communicating about service by phone or email and especially at meetings when it is discovered how each entity can help the other, reduce service barriers to clients and leverage resources.

2. Provide information on any memorandums of understanding and/or service agreements your agency has with other entities regarding coordination of services/funding. (Organizational Standard 2.1, State Plan)

In a rural community with scarce resources, local organizations need to work together to provide critical services. ATCAA has over 20 Memorandums of Understanding (MOUs) and/or service agreements. Many of these MOUs/service agreements are in our Housing, Food Bank and Head Start Programs. Examples include MOUs with the Health Dept. for child health services, agreements for dental screenings, agreements with schools where we have our sites on their campuses, and agreements with various agencies for food distribution.

ATCAA coordinates with local and regional planning and collaborative groups and partnerships on an ongoing basis; these groups have representation from all sectors of the community and represent service providers as well as clients. Members share current events and activities, their concerns, identifiable issues, and collaborate in developing funding streams and provision of services.

ATCAA coordinates and collaborates with local law enforcement agencies, other local government agencies, and CBOs to provide activities and programs that include but are not limited to: YES Partnership, Friday Night Live, Opioids Safety Coalition, mentoring, parent support, childcare services/Head Start, health education, and home visiting/case management. ATCAA provides no formal after school childcare program, but we coordinate extensively with schools and agencies that provide this service. We also participate in the local Childcare Planning Councils and the First 5 agencies.

3. Describe how services are targeted to low-income individuals and families and indicate how staff is involved, i.e. attend community meetings, provide information, make referrals, etc. Include how you ensure that funds are not used to duplicate services. (CSBG Act Section 676(b)(9), California Government Code Section 12760, State Plan)

☐ No change to the response in your agency's 2020-2021 CAP.

☒ Adaptations to the response in your agency's 2020-2021 CAP are described below.

Many ATCAA services have income levels mandated by funding sources such as our Energy, Housing, and Head Start programs. We often have waiting lists for those services. We use qualitative and quantitative data to target the highest areas of poverty in our counties. For instance, Jamestown Elementary school has the highest poverty level so we will target that school and that community in grant applications, in service prioritization and outreach.

Staff is involved in outreach to targeted areas of poverty, attending events in low-income neighborhoods, and targeting low-income apartment complexes with information and referrals.

Staff also attend or sit on local councils and collaborations in each county where they provide information and leverage resources. Staff may learn that another agency may be working on a project ATCAA is also working on and we can coordinate to assure there is no duplication of services. In a rural area duplication of any service is very visible and quickly remedied with a coordinated approach.

To assure service coordination ATCAA has taken a leadership role in Amador and Tuolumne FEMA Boards, Central Sierra CoC, the YES Partnership, addressing youth substance abuse, child abuse and suicide prevention.

ATCAA staff participate in the Amador and Tuolumne (A&T) Child Abuse Councils, Tuolumne Opioid Council, A&T Child Care Planning Councils, A&T Homeless Task Force, A&T First 5.

ATCAA also communicates with target populations in a variety of ways including a comprehensive website, and various social media platforms (Facebook, Instagram, and Twitter). ATCAA also hosts and attends multiple outreach events and special activities annually where individuals can learn about ATCAA and the variety of programs offered.

4. Describe how your agency will leverage other funding sources and increase programmatic and/or organizational capacity. (California Government Code Section 12747, State Plan)

ATCAA will continue to leverage multiple sources of government and non-government funding in its normal course of business as reflected in its $10 million-dollar budget compared to the CSBG grant. Each program area has more than one funding source and continually seeks additional funding. Each program has a non-restricted donation fund which can be used for unanticipated expenses.

The Board also has a designated Contingency fund of unrestricted funding set aside and reflected in the ATCAA audit. Each program has an informal contingency plan though we acknowledge that some programs such as Energy and Head Start, have too large a program to continue service with no contract support. ATCAA programs collaborate with other agencies who may be able to assist through short gaps of funding as well.

5. Describe your agency's contingency plan for potential funding reductions. (California Government Code Section 12747, State Plan)

☒ No change to the response in your agency's 2020-2021 CAP.

☐ Adaptations to the response in your agency's 2020-2021 CAP are described below.

6. Describe how your agency documents the number of volunteers and hours mobilized to support your activities. (Organizational Standard 2.4)

☐ No change to the response in your agency's 2020-2021 CAP.

☒ Adaptations to the response in your agency's 2020-2021 CAP are described below.

The system used to track the number of volunteers and volunteer service hours is defined by funder or contract requirements and, therefore, tailored individually by program and reported monthly by program staff. For example:

ATCAA Food Bank uses volunteer sign-in sheets that are turned in regularlty to the Food Bank Manager and entered into a data spreadsheet.

Our Shelters use a daily log to capture all volunteer hours, which are reconciled monthly.

Outreach volunteers are tracked through a spreadsheet that includes name, hours, activity-type, event, or place of outreach and will often include other criteria such as the number of persons engaged, and the number of materials distributed. Tax preparation (VITA) volunteers are issued a spreadsheet each season to post hours to at the end of each of their shifts. Training hours are included and separated on the sheet. Volunteers turn in their logs at the end of the tax season or more often if needed.

Lifeline volunteer 'checkers', i.e., monthly callers, each get a list of their clients to call. These lists have space to write down anything of significance, and at the end, their hours are indicated for the month. Individual volunteers report all expended hours quarterly; hours are tallied and recorded quarterly, and total hours are calculated annually. Lifeline volunteer installers/technicians are provided work orders for each client that are then reconciled.

7. Describe how your agency will address the needs of youth in low-income communities through youth development programs and promote increased community coordination and collaboration in meeting the needs of youth. (CSBG Act Section 676(b)(1)(B), State Plan)

☐ No change to the response in your agency's 2020-2021 CAP.

☒ Adaptations to the response in your agency's 2020-2021 CAP are described below.

ATCAA provides programs for youth that focus on promoting less violent communities, such as drug- and alcohol-free zones; anti-bullying; and social, emotional, psychological, physical, and financial support for low-income youth. ATCAA provides youth development services and youth drug-free activities through Friday Night Live. The YES Partnership, led by ATCAA, is a community-wide coalition that collaborates with local organizations, parents, and teens to create a drug-free and suicide-safe community by engaging youth in leadership opportunities supporting and providing adult interaction with youth, and developing youth assets.

ATCAA holds two support groups for elementary and high school students called Boy's Council and Girls Circle. The Boys Council is a strengths-based group approach in building supportive environments passage though pre-teen and adolescent years. In this environment, boys and young men gain the vital opportunity to address masculine definitions and behaviors and build their capacities to find their innate value and create quality lives – individually and collectively. The Girls Circle group is a structured support group for girls from 9-18 years, integrating relational theory, resiliency practices, and skills training in a specific format designed to increase positive connection, personal and collective strengths, and competence in girls.

Both groups take an evidence-based approach where staff and volunteers are trained to facilitate small confidential groups of boys and girls discussing the challenges and opportunities in their lives. This may be around the bullying they may get from being in poverty or to vent regarding issues they face at home and school.

8. Describe how your agency will promote increased community coordination and collaboration in meeting the needs of youth, and support development and expansion of innovative community-based youth development programs such as the establishment of violence-free zones, youth mediation, youth mentoring, life skills training, job creation, entrepreneurship programs, after after-school child care. (CSBG Act Section 676(b)(1)(B), State Plan)

☐ No change to the response in your agency's 2020-2021 CAP.

☒ Adaptations to the response in your agency's 2020-2021 CAP are described below.

In late 2020 ATCAA initiated a new youth based collaborative initiative focused on reducing substance use and abuse in Amador County. ATCAA is leading a new broad-based Coalition called YSU- Youth Substance Use Coalition. The Coalition is building steadily in participation each month and includes representatives from the sectors of Education, Health/Mental Health, Law Enforcement, Media, Faith based institutions, Local and Tribal Government, and Youth serving organizations.

The YSU Coalition is developing its mission and vision and determining local youths highest use substances and is embarking on the development of an action plan to address community-based reduction of these substances in youth and eventually in adults.

9. If your agency uses CSBG funding to provide employment and training services, describe the coordination of employment and training activities as defined in Section 3 of the Workforce and Innovation and Opportunity Act [29 U.S.C. 3102]. (CSBG Act Section 676(b)(5), State Plan)

ATCAA Head Start/ Early Head Start offers entry level jobs, not requiring ESC units, to program parents providing them the opportunity to enter the work force. Once employed, parents are given career advancement opportunities and the flexibility and income to be able to attend school to enhance their education and, if desired, to obtain credits needed for other higher positions within ATCAA Head Start/Early Head Start. ATCAA Head Start/Early Head Start calls this "growing our own".

ATCAA refers residents seeking employment to the local Job-Connection agency and Mother Lode Job Training Agency. ATCAA works closely with the Job Connection in both counties with our Housing program and with our Family Learning and Support Program.

ATCAA offers GED and ESL through its Family Learning and Support Center, a Family Literacy Initiative. These classes include basic employment skills and clients are mentored/coached in job seeking and interviewing opportunities.
ATCAA Foster Youth IDA program provides help to educate youth about career paths, employment or education avenues and assists them in making transitional plans for independent living as young adults.

ATCAA assists in reducing barriers to initial or continuous employment, such as access to reliable transportation, health care, safe and affordable housing, food assistance, childcare, etc.

ATCAA coordinates and collaborates with local agencies to advocate for increased employment development services. ATCAA's Executive Director sits as an ex-officio member of the Motherlode Work Force Investment Board (MLWIB). The MLWIB is an economic advisory, planning and policy board assisting local businesses in the recruitment and development of a skilled workforce and by making services available to the business to promote stability and growth. The ATCAA Executive Director also participates in the Motherlode Educational Opportunity Center (MEOC). EOC's provide counseling and information on college admissions to qualified adults who want to enter or continue a program of postsecondary education.

10. Describe how your agency will provide emergency supplies and services, nutritious foods, and related services, as may be necessary, to counteract conditions of starvation and malnutrition among low-income individuals. (CSBG Act Section 676(b)(4), State Plan)

☐ No change to the response in your agency's 2020-2021 CAP.

☒ Adaptations to the response in your agency's 2020-2021 CAP are described below.

ATCAA provides nutritious emergency food and related services through the Tuolumne County Food Bank and referral to the Amador County Food Bank. Our Head Start program and our two emergency shelters provide daily meals to all individuals participating in the program or staying at the shelter. The ATCAA Food Bank works with the Recreation Department and local libraries to provide three special programs: Senior Fresh Produce program, Food for Kids program and Summer Food program.
In 2020, ATCAA facilitated getting PG&E food boxes out to customers in need during PSPS events. PG&E has ATCAA listed on their website as a resource partner. When customers lose their power, they are allowed to come pick up a box of food from ATCAA that we have prepared ($40 value) as long as their zip code matches the list that is provided to us by PG&E. The customer must be eligible through one of PG&E's low-income programs, unless otherwise stated; for example, during this last storm that caused power outages due to fallen trees and high winds, PG&E welcomed any of their customers, not just low-income clients.
Further, clients are referred to appropriate community agencies such as the County Departments of Social Services SNAP program, the local WIC providers, county churches and partner food pantries, and the Area 12 Agency on Aging for Senior congregate or home delivered meals.

11. Describe how your agency coordinates with other antipoverty programs in your area, including the emergency energy crisis intervention programs under title XVI (relating to low-income home energy assistance) that are conducted in the community. (CSBG Act Section 676(b)(6), State Plan)

☐ No change to the response in your agency's 2020-2021 CAP.

☒ Adaptations to the response in your agency's 2020-2021 CAP are described below.

ATCAA offers a home weatherization program (LIHEAP & DOE) that addresses utility cost reduction, energy savings and creates a more suitable living environment in Amador, Calaveras, and Tuolumne Counties. ATCAA prioritizes the elderly and people with disabilities for this program and coordinates the program with public and private partners such as Salvation Army, Area Agency on Aging, Catholic Charities, Social Services Depts, REACH for PG&E, Central California Legal Services, DRAIL, Interfaith Legal services, CNVC, Habitat for Humanity Home Repair Program, Behavioral Health and more.

ATCAA expanded into the area of water conservation assessments and measure installation in 2016 receiving funding to leverage the weatherization program from the California Dept. of Water Resources for the provision of water conservation measures in and outside home as well as water leak detection.
Low- Income Energy Efficiency (LIEE), Pacific Gas and Electric (PG&E) contract enables ATCAA to replace low energy efficiency refrigerators.
ATCAA also works closely with PG&E contracting to outreach and sign-up low-income residents for the California Alternative Rates for Energy (CARE) program.

Our LIHEAP Energy Crisis Intervention Program, partners with the local Salvation Army, Social Services, non-profits, and Faith- based entities as well as Propane companies and PG & E. The partners work together to avoid duplication across all three counties and reserve funding with Salvation Army and HUD funding to serve persons not qualified for LIHEAP.

ATCAA has an excellent history of coordination between its many programs and refers clients to other ATCAA programs when necessary.

ATCAA Executive Director also is a member of the Tuolumne Stanislaus Integrated Regional Water Management (TS- IRWM) and the Mokelumne/Amador/Calaveras IRWM representing the Disadvantaged population sector. He has been instrumental in leveraging water conservation funding to integrate with ATCAA weatherization services for low-income households.

12. Describe how your agency will use funds to support innovative community and neighborhood-based initiatives, which may include fatherhood and other initiatives, with the goal of strengthening families and encouraging effective parenting. (CSBG Act Section 676(b)(3)(D), State Plan)

☐ No change to the response in your agency's 2020-2021 CAP.

☒ Adaptations to the response in your agency's 2020-2021 CAP are described below.

Every ATCAA program and project has a result of strengthening and improving families. (Reference CSD Form 801). Many of our services are provided through a Case-Management approach, whereby the needs of the whole individual or the whole family are met by one or more of ATCAA's own programs, or through referral.

ATCAA's Head Start Program offers special education and events through family advocacy work where they have parent meetings at each site (which contain an educational component about child learning domains and parenting information such as car seat safety or lead poisoning), parenting groups, and You & Me Nights (family events that focus on school readiness activities and information). This year, we are holding virtual parent meetings, and community partners are holding

Zoom meetings about topics such as dental health, nutrition, car seat safety, lead poisoning, tobacco reduction, child support, parenting topics, library services, mental health, and school readiness. The community education Zoom meetings are recorded so parents and staff can view them later.

Family Learning and Support Services includes parenting and child development in the literacy curriculum along with basic life and work skills.

Housing Assistance Programs especially at the Family Shelters, offer educational opportunities for parents that strengthen families and encourage effective parenting:

ATCAA's Promotores De Salude program assists families with Health and Mental health resources along with basic community resources for self-sufficiency.

Monitoring

CSBG Act Section 678D(a)(1)(A) and (B)

1. Describe how your agency's monitoring activities are related to establishing and maintaining the integrity of the CSBG program. Include your process for maintaining high standards of program and fiscal performance.

A combination of monitoring and evaluation methods is used by ATCAA. As a multi- service, diversely funded agency, ATCAA adheres not only to internal monitoring and evaluation but also to that mandated by a wide range of funding sources and contract requirements. Individual contracts and grants establish evaluation and monitoring methods. Since a service may be funded by several separate grants and operate under different contracts several evaluation methods may be used by some services or components of services. These evaluations usually, at minimum, include process evaluation.

ATCAA program goals, objectives, and strategies for obtaining them are developed through strategic planning approved by the Board of Directors, which align with the CSBG Family National Performance Indicators as well as federal, state, and non-profit funding source grant development and application processes.

ATCAA Board program review and oversight includes required fiscal reports be presented and approved in accordance with federal grantor regulations, bi-monthly programmatic narrative reports that include quantitative and qualitative program successes, outreach, and community linkages.

ATCAA has internal monitoring and evaluation processes that include quarterly statistical and narrative reports to the ATCAA Board of Directors, CSBG annual reporting, other specific program reporting requirements of each funder, and an ATCAA annual report on program activities and accomplishments. All ATCAA programmatic reporting formats, whether internal or external, include client statistics and narrative details that reflect progress toward ATCAA's goals, whether they be outcomes under the CSBG contract or other grant contracts. The frequency of evaluations is usually done on a per family basis model and could be weekly in a shelter, or monthly at Head Start with overall review of how the full program did with goals being evaluated annually at the end of the school year at Head start Family Learning class.

ATCAA is audited annually in accordance with CVR Part 200 which replaced the Office of Management and Budget Circular A-133, Circulars A-187 and A-102. The audit ensures that adequate accountability procedures and systems exist, conducts expenditure tests for contract appropriateness, and tests program data for client eligibility. Fiscal staff ensure that expenditures are appropriately charged, conducting regular internal monitoring to maintain reliable reporting.

ATCAA has procedures for tracking grants, including reporting. These procedures cover personnel, vendor accounts, internal accounting, and contract reporting. Procedures are for the period from notice of funding award to closeout. Reporting processes, also used for CSBG reporting, include: contract reporting time frames recorded with appropriate program and fiscal staff and maintained in contract start-up documents, assignment of staff responsibilities for reporting, schedule for completion of reports and schedule entered into tickler system and copies of submitted reports as proof of completion.

2. If your agency utilizes subcontractors, please describe your process for monitoring the subcontractors. Include the frequency, type of monitoring, i.e., onsite, desk review, or both, follow-up on corrective action, and issuance of formal monitoring reports.

ATCAA does not sub-contract CSBG services.

Data Analysis and Evaluation

CSBG Act Section 676(b)(12)
Organizational Standards 4.2, 4.3

1. Describe your agency's method for evaluating the effectiveness of programs and services. Include information about the types of measurement tools, the data sources and collection procedures, and the frequency of data collection and reporting. (Organizational Standard 4.3)

ATCA utilizes a number of methods for internal and external evaluation and monitoring. ATCAA has over 20 funding sources in 9 areas of service that each have mandated evaluation methods specifically geared to each target service.

Areas of Service Include:

A.2a. Employment
A.2b. Education and Cognitive Development
A.2c. Income, Infrastructure, and Asset Building
A.2d. Housing
A.2e. Health and Social/Behavioral Development *(includes nutrition)*
A.2f. Civic Engagement and Community Involvement
A.2g. Services Supporting Multiple Domains
A.2h. Linkages *(e.g., partnerships that support multiple domains)*
A.2i. Agency Capacity Building
A.2j. Other *(e.g., emergency management/disaster relief)*

An external evaluation example is child enrollment in Head Start and age appropriate abilities assessed on each child at the start of the school year and at the end of school year. The child evaluation data is then combined program wide and reported to the funding source and to the ATCAA Board.

Internally ATCAA's evaluation methods include evaluation of progress on Strategic Plans, Board review of customer and stakeholder satisfaction surveys, intake data questions about service delivery are tabulated and reported, post- service client surveys assess outcomes and client satisfaction. We also use a family development model in our housing program to assess effectiveness of service and family movement to self-sufficiency. Program and budget reports are provided to the Board of Directors.

Measurement tools, data sources, collection procedures, and frequency of data collection and reporting are unique to each program and/or service. For example:

Our Housing Program uses an automated case management system of clients served and shelter logs. Data is collected at intake and entered into the automated case management system by

housing staff, and a log of rental assistance payments kept by the Case Manager. Data is collected weekly, quarterly and annually and reported quarterly to the Program Director.

ATCAA Head Start uses a client case record of enrollment, data is collected at intake and recorded in an automated case file by the Early/Head Start staff (follow-up progress data is recorded into case record), Data is collected on an ongoing basis and reported monthly to the Program Director and annually to the ATCAA Board and Executive Director.

Additional Data Collection and Reporting Method examples: (Appendix E)

2. Applying the Results Oriented Management and Accountability (ROMA) cycle of assessment, planning, implementation, achievement of results, and evaluation, describe one change your agency made to improve low-income individuals' and families' capacity for self-sufficiency. (CSBG Act Section 676(b)(12), Organizational Standard 4.2)

☐ No change to the response in your agency's 2020-2021 CAP.

☒ Adaptations to the response in your agency's 2020-2021 CAP are described below.

Throughout the past year, many ATCAA clients have seen already existing issues exacerbated by the unprecedented COVID-19 global pandemic. While we have many services and programs that serve the needs of individuals in our community, our community needs assessments have routinely shown where low-income individuals and families across our service area could still benefit from assistance that we had, until now, been unable to offer.

With the receipt of CSBG CARES funding, we were able to analyze the data we collected, and put together services that, while on ATCAA's wish list for years, we had not had the opportunity to offer.

One issue routinely raised in our surveys of the community is transportation. Individuals and families frequently cite a lack of transportation options for low-income residents to travel to work, school, and medical appointments – the last being of utmost concern during a pandemic. This funding allowed us to begin developing a transportation voucher system, working with regional transportation agencies to meet our clients' needs for traveling to their necessary destinations across the region.

Another concern we repeatedly see in our surveys is a lack of affordable housing. Many of our clients, especially our low-income clients, shoulder the burden of high rents in the area, and with the novel coronavirus preventing business as usual, many residents in our area find themselves with their jobs scaled back or shut down entirely, leading to even greater stress on paying rent, and inhibiting residents' ability to pay their mortgages, as well. We were able to take the opportunity with the CARES funding to begin developing additional rent/mortgage assistance, working with individuals and families in the community facing eviction and foreclosures due to income loss from COVID-19.

3. Applying the full ROMA cycle, describe one change your agency facilitated to help revitalize the low-income communities in your agency's service area(s). (CSBG Act Section 676(b)(12), Organizational Standard 4.2) (Optional)

The need for affordable housing has been a long-standing need identified in our Community Needs Assessments. Our 2019 CNA, as part of our Community Action Plan, demonstrated not only a lack of affordable housing (990 unsheltered homeless with only 395 available beds) – but was consistent with Central Sierra Continuum of Care findings during our HUD application process. Of great concern, was the lack of stabilization for those experiencing homelessness resulting in an inability to move residents into permanent housing. Transitional Housing uses best practices to stabilize families with children moving from homelessness into permanent housing.

To address this need, in 2020, ATCAA collaborated with partner agencies to start the Sierra Hope Transitional Housing Initiative with the goal to increase transitional housing throughout the Central Sierra Continuum of Care.

Amador Tuolumne Community Action Agency (ATCAA) as the lead Agency for both the CoC and Homeless Management Information Systems, partnered with Calaveras Mariposa Community Action Agency, Sierra Hope, The Resource Connection, and Calaveras Health and Human Services to address this need.

ATCAA will partner with Sierra Hope in Calaveras County to provide Homeless Emergency Aid Program (HEAP) funds for development and ongoing referrals through the Central Sierra Continuum of Care's Coordinated Entry System. This Transitional Housing Program will prioritize homeless families and homeless youth as defined by HUD, and the State of California Education System.

Additional Information (Optional)

Disaster Preparedness

1. Does your agency have a disaster plan in place that includes strategies on how to remain operational and continue providing services to low-income individuals and families during and following a disaster?
☒ Yes ☐ No
2. If so, when was the disaster plan last updated?
A written disaster plan does not exist, however employee policies for Emergency Closures and Time Off Reporting do exist for all facilities. These policies address natural disasters, weather events and pandemics that close the facility where employees report to work and address the inability for employees to report to work. The last update was in 2020 after the start of the COVID-19 pandemic.
3. Briefly describe your agency's main strategies to remain operational during and after a disaster.
Since the start of COVID-19, almost all employees have been equipped with necessary tools to work remotely from home. Additionally, we have added backup generators to our Food Bank and our Sonora emergency shelter. We have also purchased 14 portable backup generators for our partner food pantries. We have also set aside funding from CSBG CARES to share the cost of purchasing generators to keep power on at both of our Service Centers. To keep our Food Bank operational, we have an Emergency Backup Generator Project that is currently underway. It is to install a 48kW generator, that will keep our perishables safe. We also have portable backup generators that we have just recently purchased so that our pantries can remain operational as well. These will be issued out to the pantries in the coming weeks/months. We also have a backup battery provided to us by PG&E that is rechargeable and will power our computers and phones for a short amount of time. We have a backup power supply for our security system in the event of a power failure. We have additional shelf stable foods that will help us get through natural disasters as well. (additional foods that we can rely on because they are overstock and are not perishable).

Agency Capacity Building

1. Although the CNA focused on Community and Family Level needs, if your agency identified Agency Level need(s) during the CNA process, list them here.
Employee Satisfaction Survey: - Agency staff would like to be more engaged in decisions that affect the agencies future - ATCAA staff feel they are underpaid for the value they provide

- ATCAA staff rarely use the agency website

ATCAA Board of Directors Self Evaluation:

- Board member involvement in CNA, Strategic Plan & CAP is minimal
- Program Reviews with Board member participation no longer happens

2. Describe the steps your agency is planning to take to address the Agency Level need(s).

An anonymous suggestion/complaint mailbox will be made available to all agency staff via the agency website. Answers or solutions to all questions will be addressed at internal staff meetings. This is intended to increase staff involvement in agency decisions and increase staff access to our agency's website.

A comprehensive Wage Comparison analysis will be performed and changes to staff salaries will be considered based on results of the analysis.

An Ad-hoc committee was formed to engage members of the Board of Directors in reviewing our CNA and this CAP. They will also be engaged in review of the Strategic Plan.

Program Reviews are being reinstated whereby Board members review and visit specific ATCAA programs and report out to the Board during regular board meetings.

CSBG Act 676(b)

Use of CSBG Funds Supporting Local Activities

676(b)(1)(A): The state will assure "that funds made available through grant or allotment will be used – (A) to support activities that are designed to assist low-income families and individuals, including families and individuals receiving assistance under title IV of the Social Security Act, homeless families and individuals, migrant or seasonal farmworkers, and elderly low-income individuals and families, and a description of how such activities will enable the families and individuals--

i. to remove obstacles and solve problems that block the achievement of self-sufficiency (particularly for families and individuals who are attempting to transition off a State program carried out underpart A of title IV of the Social Security Act);
ii. to secure and retain meaningful employment;
iii. to attain an adequate education with particular attention toward improving literacy skills of the low-income families in the community, which may include family literacy initiatives;
iv. to make better use of available income;
v. to obtain and maintain adequate housing and a suitable living environment;
vi. to obtain emergency assistance through loans, grants, or other means to meet immediate and urgent individual and family needs;
vii. to achieve greater participation in the affairs of the communities involved, including the development of public and private grassroots
viii. partnerships with local law enforcement agencies, local housing authorities, private foundations, and other public and private partners to

–

I. document best practices based on successful grassroots intervention in urban areas, to develop methodologies for wide-spread replication; and
II. strengthen and improve relationships with local law enforcement agencies, which may include participation in activities such as neighborhood or community policing efforts;

Needs of Youth

676(b)(1)(B) The state will assure "that funds made available through grant or allotment will be used – (B) to address the needs of youth in low-income communities through youth development programs that support the primary role of the family, give priority to the prevention of youth problems and crime, and promote increased community coordination and collaboration in meeting the needs of youth, and support development and expansion of innovative community-based youth development programs that have demonstrated success in preventing or reducing youth crime, such as--

I. programs for the establishment of violence-free zones that would involve youth development and intervention models (such as models involving youth mediation, youth mentoring, life skills training, job creation, and entrepreneurship programs); and
II. after-school childcare programs.

Coordination of Other Programs

676(b)(1)(C) The state will assure "that funds made available through grant or allotment will be used – (C) to make more effective use of, and to coordinate with, other programs related to the purposes of this subtitle (including state welfare reform efforts)

Eligible Entity Service Delivery System

676(b)(3)(A) Eligible entities will describe "the service delivery system, for services provided or coordinated with funds made available through grants made under 675C(a), targeted to low-income individuals and families in communities within the state;

Eligible Entity Linkages – Approach to Filling Service Gaps

676(b)(3)(B) Eligible entities will describe "how linkages will be developed to fill identified gaps in the services, through the provision of information, referrals, case management, and follow-up consultations."

Coordination of Eligible Entity Allocation 90 Percent Funds with Public/Private Resources

676(b)(3)(C) Eligible entities will describe how funds made available through grants made under 675C(a) will be coordinated with other public and private resources."

Eligible Entity Innovative Community and Neighborhood Initiatives, Including Fatherhood/Parental Responsibility

676(b)(3)(D) Eligible entities will describe "how the local entity will use the funds [made available under 675C(a)] to support innovative community and neighborhood-based initiatives related to the purposes of this subtitle, which may include fatherhood initiatives and other initiatives with the goal of strengthening families and encouraging parenting."

Eligible Entity Emergency Food and Nutrition Services

676(b)(4) An assurance "that eligible entities in the state will provide, on an emergency basis, for the provision of such supplies and services, nutritious foods, and related services, as may be necessary to counteract conditions of starvation and malnutrition among low-income individuals."

State and Eligible Entity Coordination/linkages and Workforce Innovation and Opportunity Act Employment and Training Activities

676(b)(5) An assurance "that the State and eligible entities in the State will coordinate, and establish linkages between, governmental and other social services programs to assure the effective delivery of such services, and [describe] how the State and the eligible entities will coordinate the provision of employment and training activities, as defined in section 3 of the Workforce Innovation and Opportunity Act, in the State and in communities with entities providing activities through statewide and local workforce development systems under such Act."

State Coordination/Linkages and Low-income Home Energy Assistance

676(b)(6) "[A]n assurance that the State will ensure coordination between antipoverty programs in each community in the State, and ensure, where appropriate, that emergency energy crisis intervention programs under title XXVI (relating to low-income home energy assistance) are conducted in such community."

Community Organizations

676(b)(9) An assurance "that the State and eligible entities in the state will, to the maximum extent possible, coordinate programs with and form partnerships with other organizations serving low-income residents of the communities and members of the groups served by the State, including religious organizations, charitable groups, and community organizations."

Eligible Entity Tripartite Board Representation

676(b)(10) "[T]he State will require each eligible entity in the State to establish procedures under which a low-income individual, community organization, or religious organization, or representative of low-income individuals that considers its organization, or low-income individuals, to be inadequately represented on the board (or other mechanism) of the eligible entity to petition for adequate representation."

Eligible Entity Community Action Plans and Community Needs Assessments

676(b)(11) "[A]n assurance that the State will secure from each eligible entity in the State, as a condition to receipt of funding by the entity through a community service block grant made under this subtitle for a program, a community action plan (which shall be submitted to the Secretary, at the request of the Secretary, with the State Plan) that includes a community needs assessment for the community serviced, which may be coordinated with the community needs assessment conducted for other programs."

State and Eligible Entity Performance Measurement: ROMA or Alternate System

676(b)(12) "[A]n assurance that the State and all eligible entities in the State will, not later than fiscal year 2001, participate in the Results Oriented Management and Accountability System, another performance measure system for which the Secretary facilitated development pursuant to section 678E(b), or an alternative system for measuring performance and results that meets the requirements of that section, and [describe] outcome measures to be used to measure eligible entity performance in promoting self-sufficiency, family stability, and community revitalization."

Fiscal Controls, Audits, and Withholding

678D(a)(1)(B) An assurance that cost and accounting standards of the Office of Management and Budget (OMB) are maintained.

☒ **By checking this box and signing the Cover Page and Certification, the agency's Executive Director and Board Chair are certifying that the agency meets the assurances set out above.**

State Assurances and Certification

California Government Code Sections 12747(a), 12760, 12768

California Government Code § 12747(a): Community action plans shall provide for the contingency of reduced federal funding.

California Government Code § 12760: CSBG agencies funded under this article shall coordinate their plans and activities with other agencies funded under Articles 7 (commencing with Section 12765) and 8 (commencing with Section 12770) that serve any part of their communities, so that funds are not used to duplicate particular services to the same beneficiaries and plans and policies affecting all grantees under this chapter are shaped, to the extent possible, so as to be equitable and beneficial to all community agencies and the populations they serve.

For MSFW Agencies Only

California Government Code § 12768: Migrant and Seasonal Farmworker (MSFW) entities funded by the department shall coordinate their plans and activities with other agencies funded by the department to avoid duplication of services and to maximize services for all eligible beneficiaries.

☒ **By checking this box and signing the Cover Page and Certification, the agency's Executive Director and Board Chair are certifying the agency meets assurances set out above.**

Organizational Standards

MAXIMUM FEASIBLE PARTICIPATION

Category One: Consumer Input and Involvement

Standard 1.1 The organization/department demonstrates low-income individuals' participation in its activities.

Standard 1.2 The organization/department analyzes information collected directly from low-income individuals as part of the community assessment.

Category Two: Community Engagement

Standard 2.1 The organization/department has documented or demonstrated partnerships across the community, for specifically identified purposes; partnerships include other anti-poverty organizations in the area.

Standard 2.2 The organization/department utilizes information gathered from key sectors of the community in assessing needs and resources, during the community assessment process or other times. These sectors would include at minimum: community-based organizations, faith-based organizations, private sector, public sector, and educational institutions.

Standard 2.4 The organization/department documents the number of volunteers and hours mobilized in support of its activities.

Category Three: Community Assessment

Private Agency - Standard 3.1 Organization conducted a community assessment and issued a report within the past 3 years.

Public Agency - Standard 3.1 The department conducted or was engaged in a community assessment and issued a report within the past 3-year period, if no other report exists.

Standard 3.2 As part of the community assessment, the organization/department collects and includes current data specific to poverty and its prevalence related to gender, age, and race/ethnicity for their service area(s).

Standard 3.3 The organization/department collects and analyzes both qualitative and quantitative data on its geographic service area(s) in the community assessment.

Standard 3.4 The community assessment includes key findings on the causes and conditions of poverty and the needs of the communities assessed.

Standard 3.5 The governing board or tripartite board/advisory body formally accepts the completed community assessment.

VISION AND DIRECTION

Category Four: Organizational Leadership

Private Agency - Standard 4.1 The governing board has reviewed the organization's mission statement within the past 5 years and assured that:

1. The mission addresses poverty; and
2. The organization's programs and services are in alignment with the mission.

Public Agency - Standard 4.1 The tripartite board/advisory body has reviewed the department's mission statement within the past 5 years and assured that:

1. The mission addresses poverty; and
2. The CSBG programs and services are in alignment with the mission.

Standard 4.2 The organization's/department's Community Action Plan is outcome-based, anti-poverty focused, and ties directly to the community assessment.

Standard 4.3 The organization's/department's Community Action Plan and strategic plan document the continuous use of the full Results Oriented Management and Accountability (ROMA) cycle or comparable system (assessment, planning, implementation, achievement of results, and evaluation). In addition, the organization documents having used the services of a ROMA-certified trainer (or equivalent) to assist in implementation.

Category Six: Strategic Planning

Standard 6.4 Customer satisfaction data and customer input, collected as part of the community assessment, is included in the strategic planning process, or comparable planning process.

Appendices

Please complete the table below by entering the title of the document and its assigned appendix letter. Agencies must provide a copy of the Notice(s) of Public Hearing and the Low-Income Testimony and the Agency's Response document as appendices A and B, respectively. Other appendices such as need assessment surveys, maps, graphs, executive summaries, analytical summaries are encouraged. All appendices should be labeled as an appendix (e.g., Appendix A: Copy of the Notice of Public Hearing) and submitted with the CAP.

Document Title	Appendix Location
Copy of the Notice(s) of Public Hearing	A - pg.46
Low-Income Testimony and Agency's Response	B - pg. 52
Community Needs Assessment	C - pg. 53
Collaborations and Partner Agencies	D - pg. 104
Data Collection and Reporting Methods – Program Samples	E - pg. 110

APPENDIX A

Amador Tuolumne Community Action Agency

Notice(s) of Public Hearing

All Messaging links to: https://www.atcaa.org/cap-plan-community-input

FACEBOOK POSTS

FACEBOOK POST

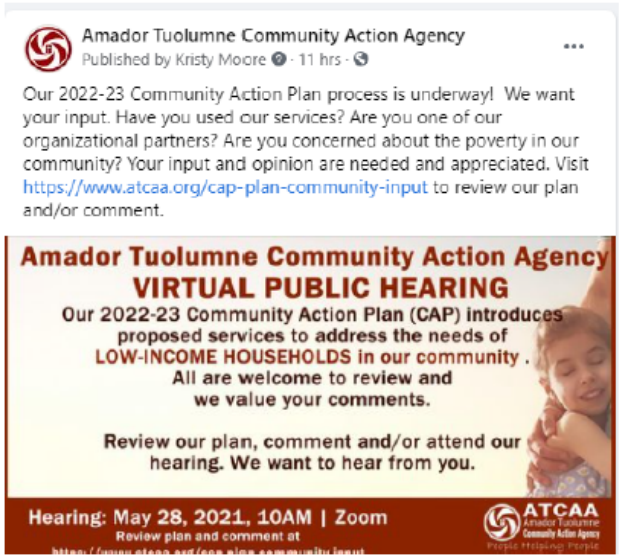

FACEBOOK EVENT

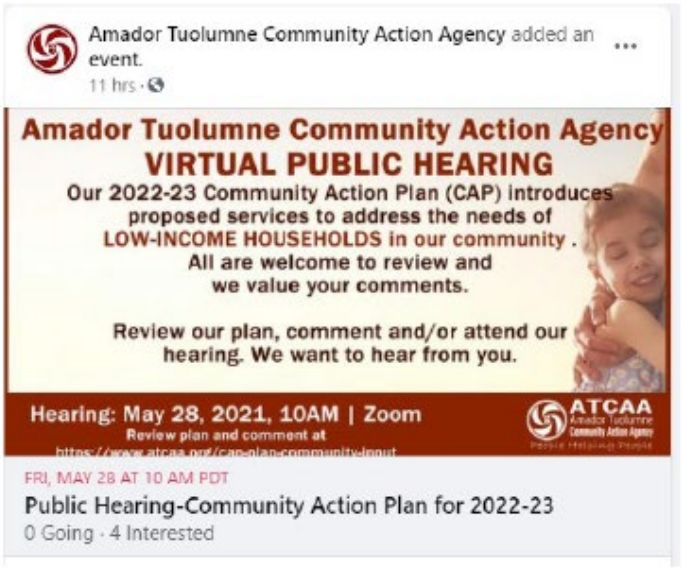

INSTAGRAM POSTS

INSTAGRAM POST

TWITTER POST

MYMOTHERLODE AD

myMOTHERLODE.COM
YOUR GATEWAY TO CALIFORNIA'S GOLD COUNTRY

Home > Community > Outreach

Search

ATCAA Notice of Public Hearing

ATCAA Notice of Public Hearing
All are welcome and encouraged to attend a virtual Public Hearing on May 28, 2021 at 10:00 am (or "from 10:00am-12:00pm") Pacific Time.

Amador-Tuolumne Community Action Agency (ATCAA) will be holding a virtual Public Hearing to present to the public our findings of our recent Community Needs Assessment (CNA) for Amador and Tuolumne Counties and are seeking feedback from the community on our draft Community Action Plan (CAP) which details ATCAA's proposed services to address the needs of our low-income community residents.

Comments on the draft CAP will be accepted from 4/28/21-5/31/21, comments accepted after 5/31/21 will not be considered. Information on how to access the public hearing and where to submit questions or comments on the CAP as well as obtain copies of the CNA and CAP can be found on the ATCAA website at www.atcaa.org or https://www.atcaa.org/cap-plan-community-input.

Zoom Topic: Public Hearing-ATCAA Community Action Plan
Time: May 28, 2021 10:00 AM Pacific Time (US and Canada)
Zoom link: Enter HERE or paste the link into your browser https://us02web.zoom.us/j/82677916689?

AMADOR LEDGER AD

Ledger Dispatch
Amador & Calaveras Objective Regional New

Public Hearing - Amador-Tuolumne Community Action Agency

Save Share

Save to list

Details for Public Hearing - Amador-Tuolumne Community Action Agency

9 hrs ago

PUBLIC NOTICE

Notice of Public Hearing

All are welcome and encouraged to attend a virtual Public Hearing on May 28, 2021 at 10:00 am (or "from 10:00am-12:00pm") Pacific Time. Amador-Tuolumne Community Action Agency (ATCAA) will be holding a virtual Public Hearing to present to the public our findings of our recent Community Needs Assessment (CNA) for Amador and Tuolumne Counties and are seeking feedback from the community on our draft Community Action Plan (CAP) which details ATCAA's proposed services to address the needs of our low-income community residents. Comments on the draft CAP will be accepted from 4/28/21-5/31/21, comments accepted after 5/31/21 will not be considered. Information on how to access the public hearing and where to submit questions or comments on the CAP as well as obtain copies of the CNA and CAP can be found on the ATCAA website at www.atcaa.org or https://www.atcaa.org/cap-plan-community-input.

Categories Public Hearing Legal Notices

UNION DEMOCRAT AD

ATCAA WEBSITE

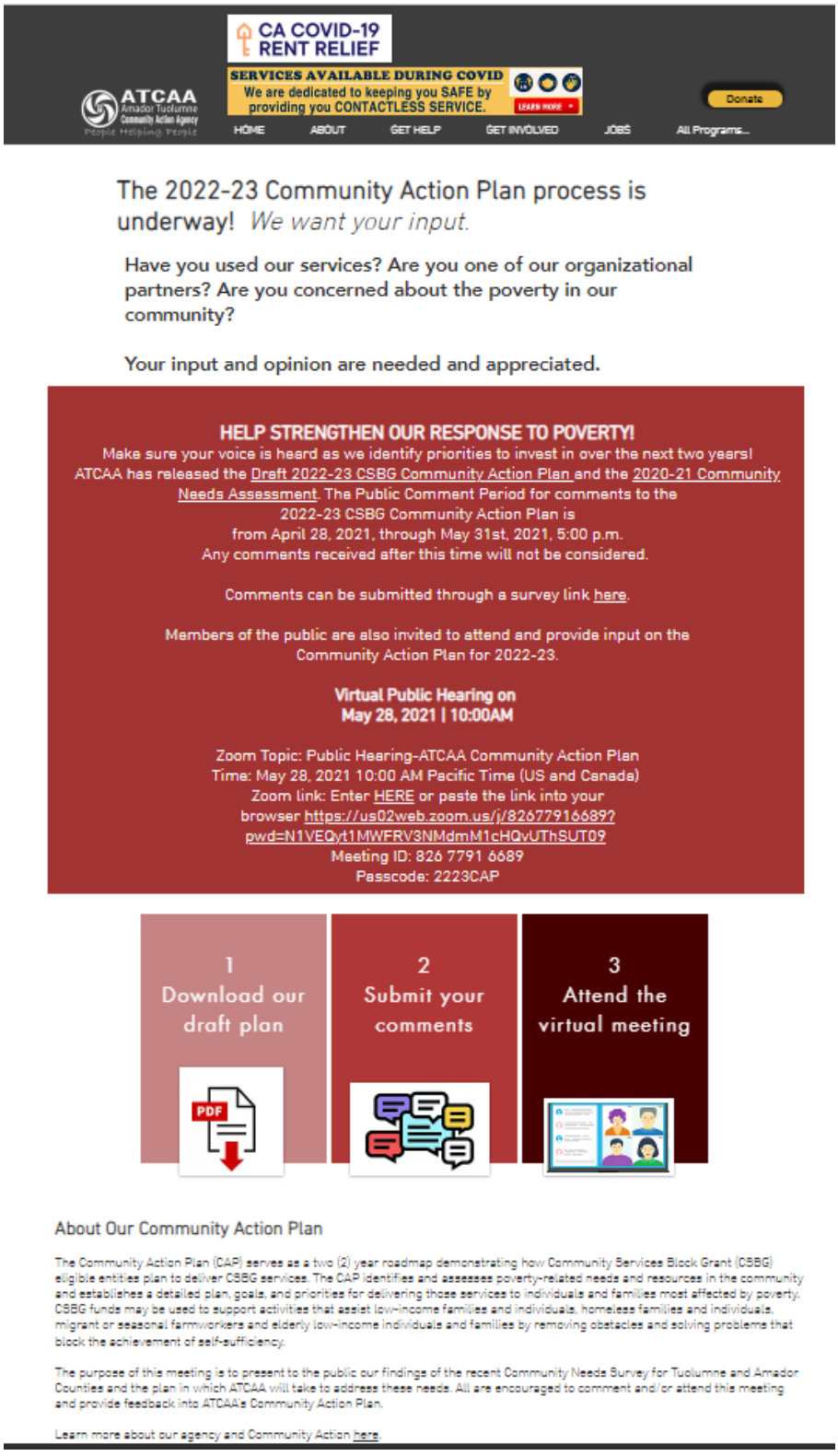

APPENDIX B

Amador Tuolumne Community Action Agency

Low-Income Testimony and Agency's Response

Low-Income Testimony and Agency's Response			
Name	**Verbatim Testimony**	**Concern addressed in draft CAP (Y/N)?**	**If not, Agency's Response**
ATCAA received zero (0) testimony or comments on the draft CAP.			

APPENDIX C

Amador Tuolumne Community Action Agency

20/21 Community Needs Assessment

In preparation for the 2022-2023 Community Action Plan (CAP), ATCAA completed an assessment in 2020 and 2021 that included analysis of community measures, and feedback from partner agencies, stakeholders, and ATCAA clients. Through this process, top community needs were identified. The purpose of the assessment is to enhance understanding of the needs in both Amador and Tuolumne Counties. The report is meant to build upon the work done in 2019-2020 and inform the community and other interested parties of ATCAA's efforts to improve conditions of living for Amador and Tuolumne low-income residents.

The Community Needs Assessment is broken down into four phases.

Phase One: Secondary Data Reports

ATCAA utilized secondary data reports to collect data sets that are often inclusive of under-represented groups. Groups that are difficult for ATCAA to collect data on include youth, young adults, and the elderly. Sources of secondary data included in the Needs Assessment were collected from Federal, State, and local data sets such as the U.S. Census, the Department of Education, the Central Sierra Continuum of Care and the Area 12 Agency of Aging.

Phase Two: ATCAA Demographics and Surveys

Priority was placed on developing and conducting well-rounded surveys to collect data from both service counties. The **Client Needs Survey** gathered information on "greatest needs" and "biggest challenges", capturing the awareness of the agency and agency satisfaction. The survey also captured client demographics such as age, gender, race and ethnicity.

ATCAA also conducted an extensive external **Partner Agency Survey** targeting diverse respondents representing the private, public, and low-income sectors. Partner agencies commented on programs and resources that are working well in our community, the challenges our communities are facing and how they view their relationship with ATCAA.

ATCAA also surveyed its internal stakeholders, **ATCAA employees and the ATCAA Board of Directors.** ATCAA strongly believes that employee and board input and involvement are critical components to future planning and goal setting.

*Note: Respondents were not required to answer every question for Phase II surveys and some questions allow for multiple answers. Therefore, the percentages that are presented reflect the percentage of responses received for that question, not percentage of all respondents, unless otherwise indicated.

Phase Three: Focus Groups

Qualitative information was collected from **community-based organizations and residents** with an emphasis on gathering feedback on the needs of low-income residents through focus groups. With the onset of COVID-19 we found that residents and organizations were more likely to complete surveys and video-chats than they were to participate in socially distanced focus groups. The focus groups were designed to encourage discussion and free response by asking a single open-ended question, "What do you see as the greatest needs for low-income community members?". Feedback was transcribed into qualitative data and analyzed as part of the overall Community Needs Assessment data.

Phase Four: Community Asset Mapping

ATCAA has captured a listing of community assets from the Partner Agency survey participants listing the assets into service categories. ATCAA has also included links to community resources.

PHASE ONE:

Demographics

The Amador Tuolumne Community Action Agency (ATCAA) serves residents in two non-contiguous rural counties, Amador and Tuolumne, which comprise our service area. These counties are 45 miles apart and located in the western Sierra Nevada foothill region south east of Sacramento. Both counties have similar geography with elevations that range from 300 to 13,000 feet. Amador, the northernmost of the two counties, covers 593 square miles, whereas Tuolumne County has 2,235 square miles.

The geography and transportation corridors of the region help to define where major population areas are in the two counties. The major transportation arteries in both counties connect the western valley floor with the eastern mountainous regions. Most residents live along these corridors. Amador County has some largely unpopulated areas in the El Dorado National Forest and Mokelumne Wilderness areas, and agricultural land in the Shenandoah Valley. Tuolumne County also has sparsely populated areas including the Stanislaus National Forest and the northern half of Yosemite National Park.

Amador County (population 38,429) has five small, incorporated cities which include Amador City (190), Sutter Creek (2,538), Ione (7,439), Plymouth (894), and Jackson (4,694)- the county seat. Residents living outside of these cities are scattered throughout the region in small communities such as Camanche (620), Pioneer (1,443), Fiddletown (235), River Pines (607), Martell (300), and Pine Grove (1,730) which are located near transportation corridors.

Tuolumne County (population 54,045) has one incorporated city, Sonora (4,870), which is also the county seat. The balance of the county population is spread out among communities such as Jamestown (2,687), Groveland (307), Soulsbyville (2,286), Twain Harte (2,296), Columbia (2,217), Tuolumne (1,577), and Pinecrest (232). As in Amador County, these towns are situated near major roads. Due to the unique geographic profile and arrangement of populated areas, our recruitment area and program operations are limited to the regions located to the west of the summit of the Sierra Nevada Mountains, and outside of National Forest lands and Wilderness Areas in Amador and Tuolumne Counties.

Population

The U.S. Census Bureau Census Track indicates that the population of Amador County is on a rise and while Tuolumne County's population is on the decline. According to the American Community Survey (ACS) 5-year estimate, reports indicate that in 2019 Amador County has a total population of 38,429 and Tuolumne County has a total population of 54,045.

Amador County Population	**Tuolumne County Population**
Rate of change	**Rate of change**
2000-2019: 9.48%	2000-2019: -0.84%
2010-2019: 0.27%	2010-2019: -3.62%

Rate of Change = ((total population 2019 – total population 2000)/total population 2000) *100

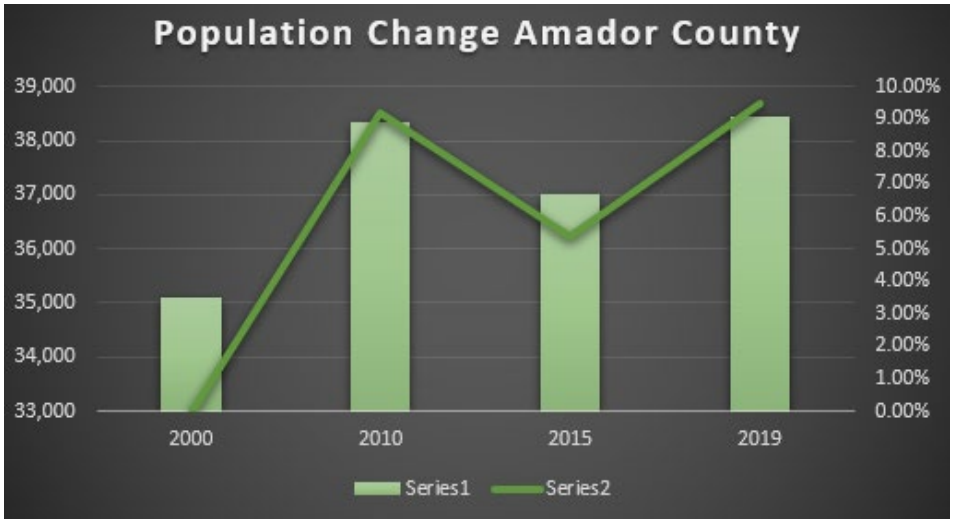

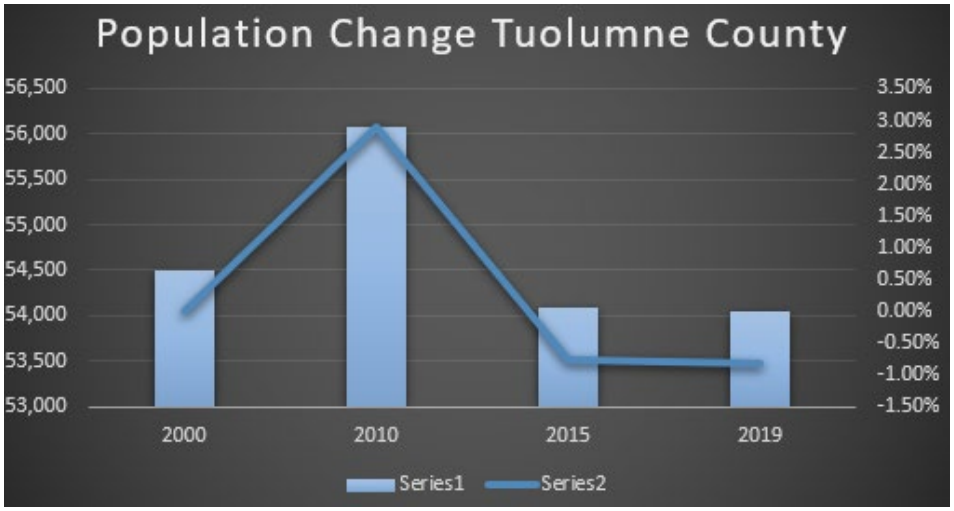

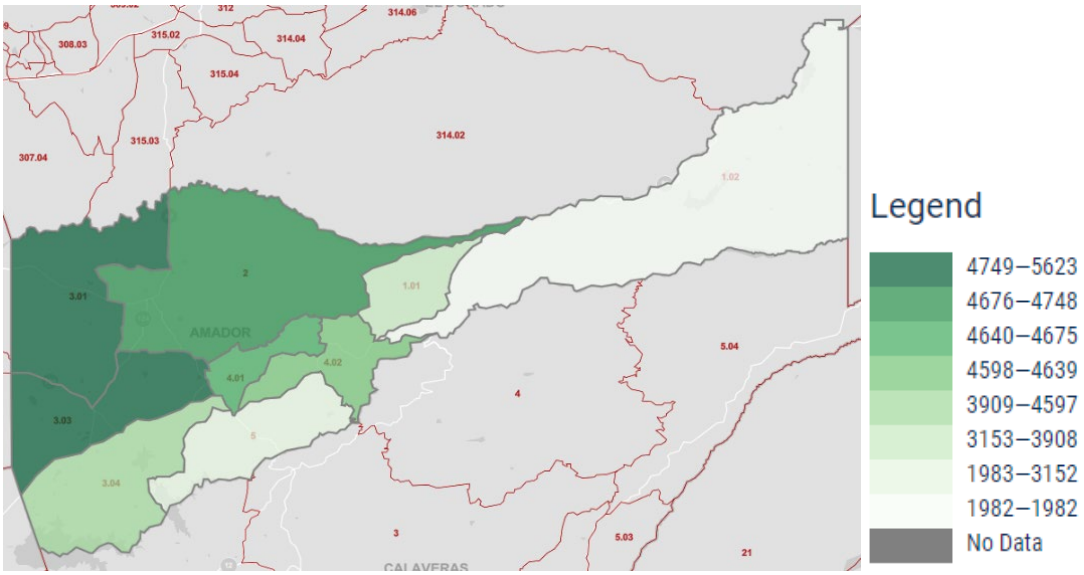

Amador County - total population by Census County Division (CCD), 2019 estimates

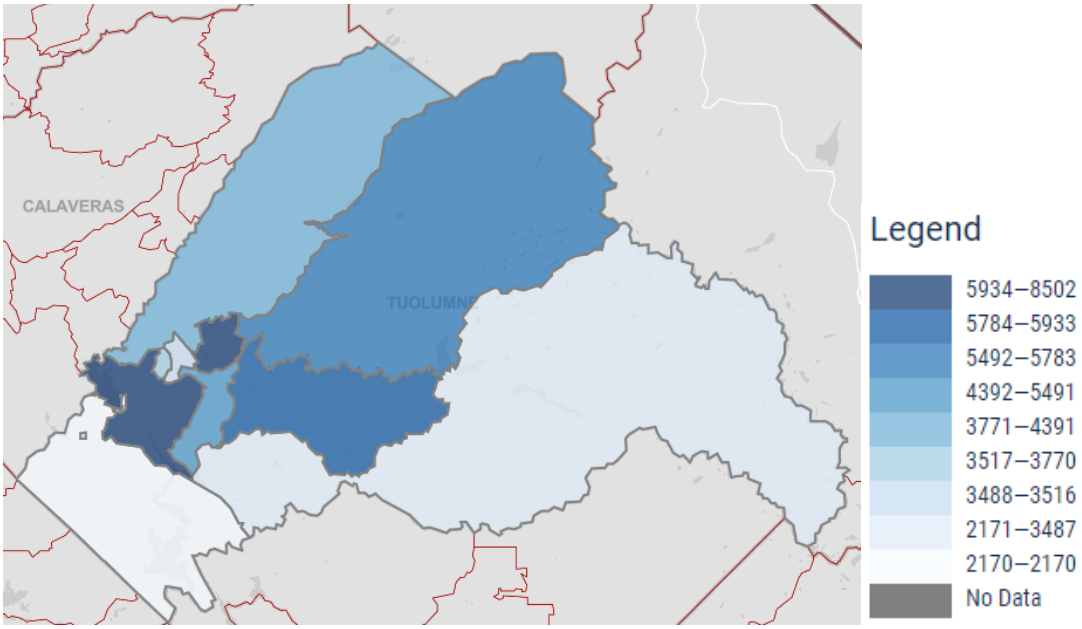

Tuolumne County - total population by Census County Division (CCD), 2019 estimates

Age and Gender

In Amador County the female population comprises 46.3%, while the male population comprises 53.7 %. In Tuolumne County the female population comprised 48% while the male population comprised 52%.

The median age in Amador County moved from 47.2 in 2010 to 50.5 in 2019 and in Tuolumne County moved from 46.6 to 48.4.

The 2019 census data indicates the median age of the total population aged 65 and over is 72.6 in Amador County and 72.8 in Tuolumne County.

The census data reflects very few changes from 2010 to 2019 in gender and in age for age 0-17 with a 2% decrease in this population in Amador County and a 1% decrease in Tuolumne County.

According to the Area 12 Agency on Aging's 2019 Community Needs Data Analysis there has been significant growth in the 65-74 and the 75–84-year-old populations from the 2010 Census to 2018 according to the Rural County Representatives of California, (RCRC). Both Amador and Tuolumne Counties experiencing a 33% increase of the over 65 age group. Tuolumne County, of all the five foothill counties in the A12AA service area, shows the greatest proportional increase in its population between ages 65-74 (25%) and those age 85+ (44%).

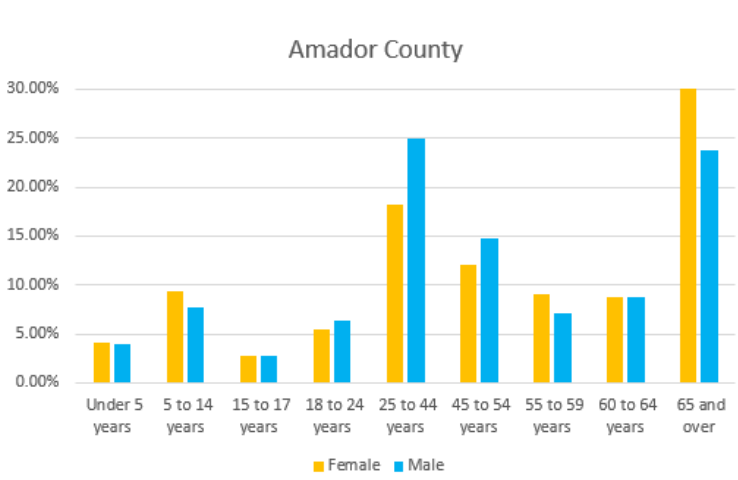

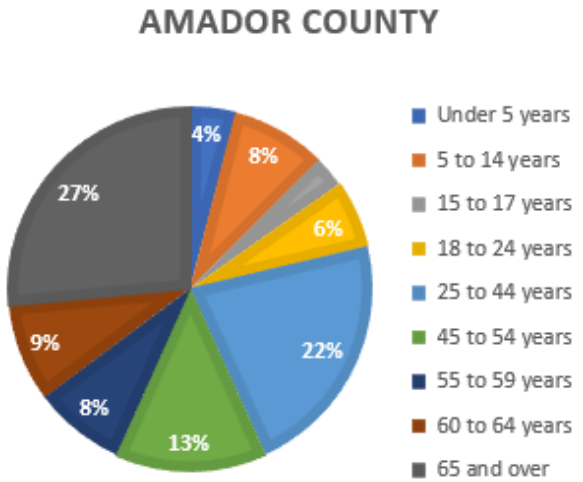

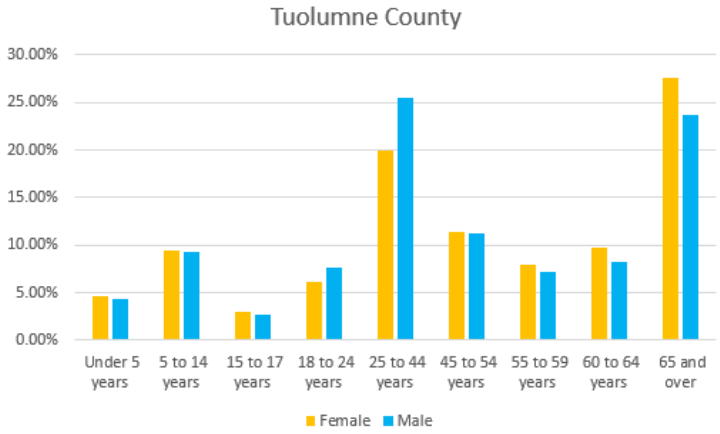

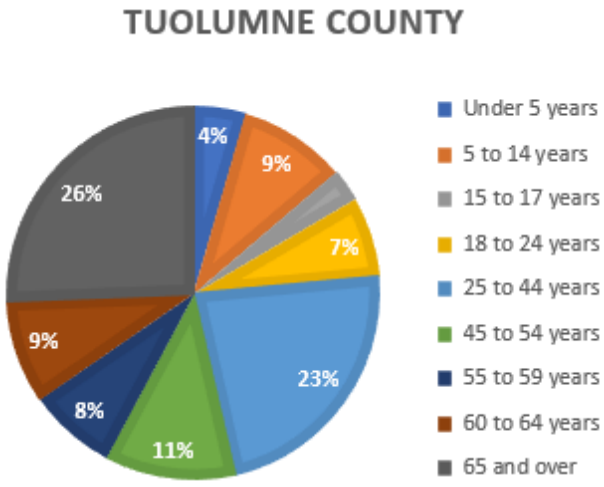

American Community Survey (ACS) 5-year population, 2019 estimates

Ethnicity and Race

U.S. Census estimates reflect very little change in ethnicity for both Amador and Tuolumne Counties from 2010 to 2019, with a Hispanic/Latino increase of 2% in Amador County and a 1% increase in Tuolumne County.

- 12.2% Tuolumne County's Hispanic/Latino population is comprised of 57.1% male and 42.8% female, and 11% of this population is aged 65 years and older.
- 13.9% of Amador County's Hispanic/Latino population is comprised of 62.6% male and 37.4% female, and 10% of this population is aged 65 years and older.

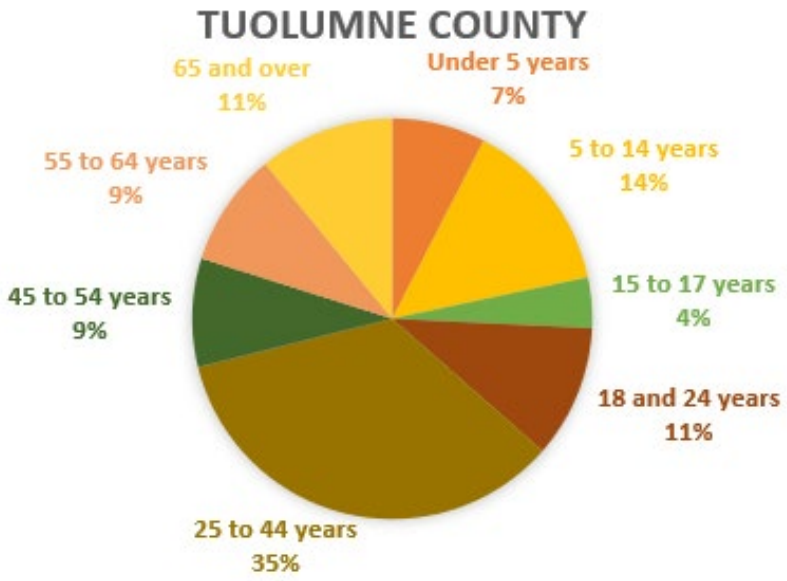

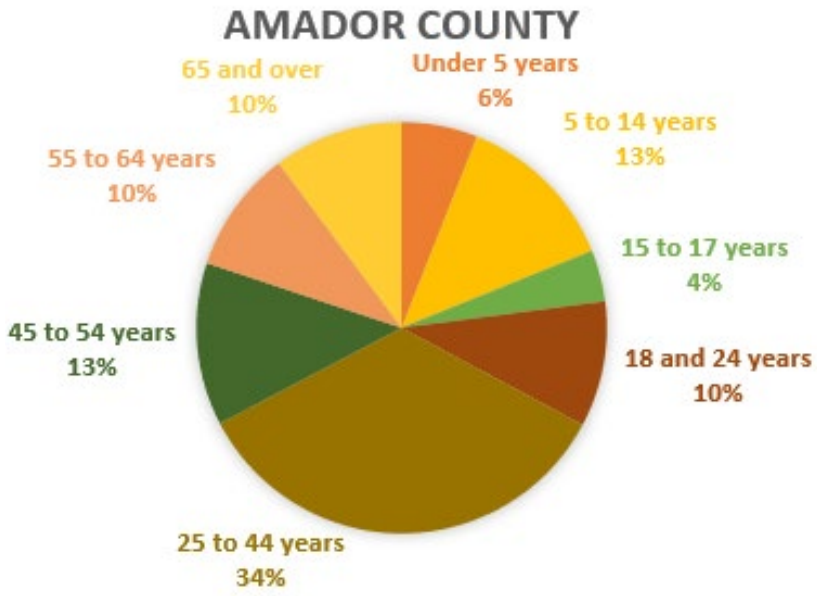

The American Indian/Alaska Native population in Amador County has seen a 10.7% decrease since 2000 while Tuolumne County has seen very little change with a 3% decrease.

The Black/African American population in Amador County has seen a 50% decrease since 2000 while Tuolumne County has seen less change with a 16% decrease.

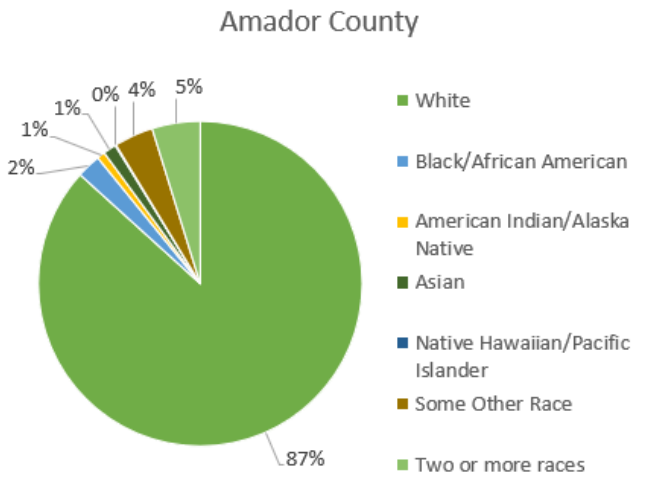

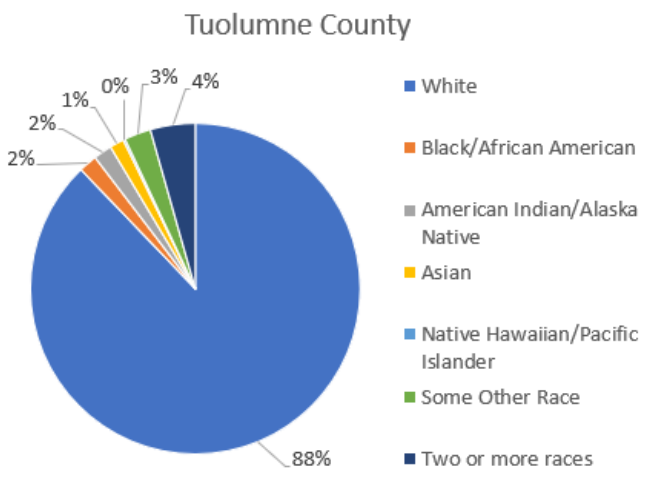

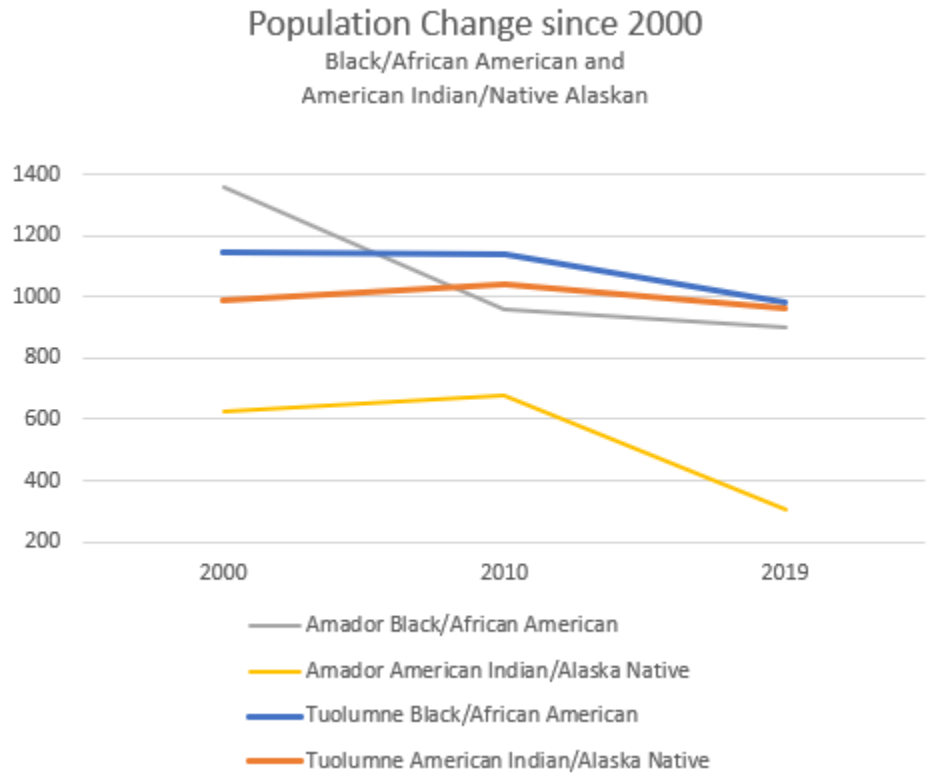

Veterans, Age and Gender

The total number of Veterans living in Amador and Tuolumne Counties comprise 11.7% and 11.5%, respectively, with the largest concentrations living in the Ione CCD (10,754) and Sonora CCD (15,917).

The largest percentage of Amador County (45.6%) and Tuolumne County (43.2%) Veterans are Vietnam era Veterans.

In Amador County the number of veterans reflected in 2019 decreased by 5.5% but only decreased by 1.8% in Tuolumne County from 2010 census data.

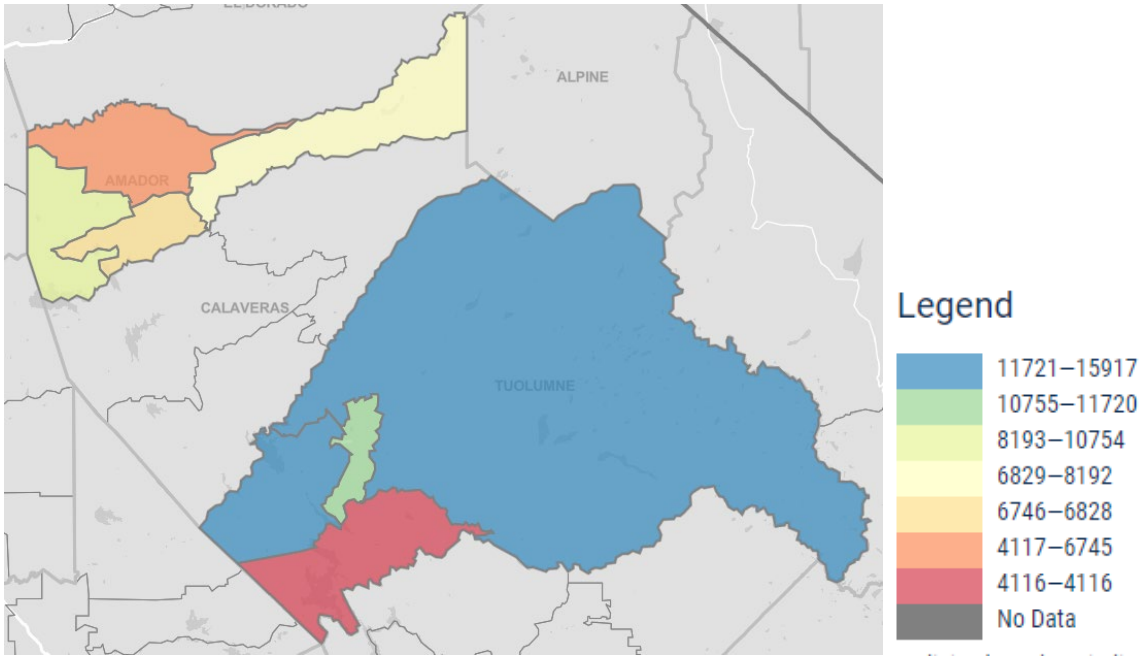

Veteran - total population by Census County Division (CCD), 2019 estimate

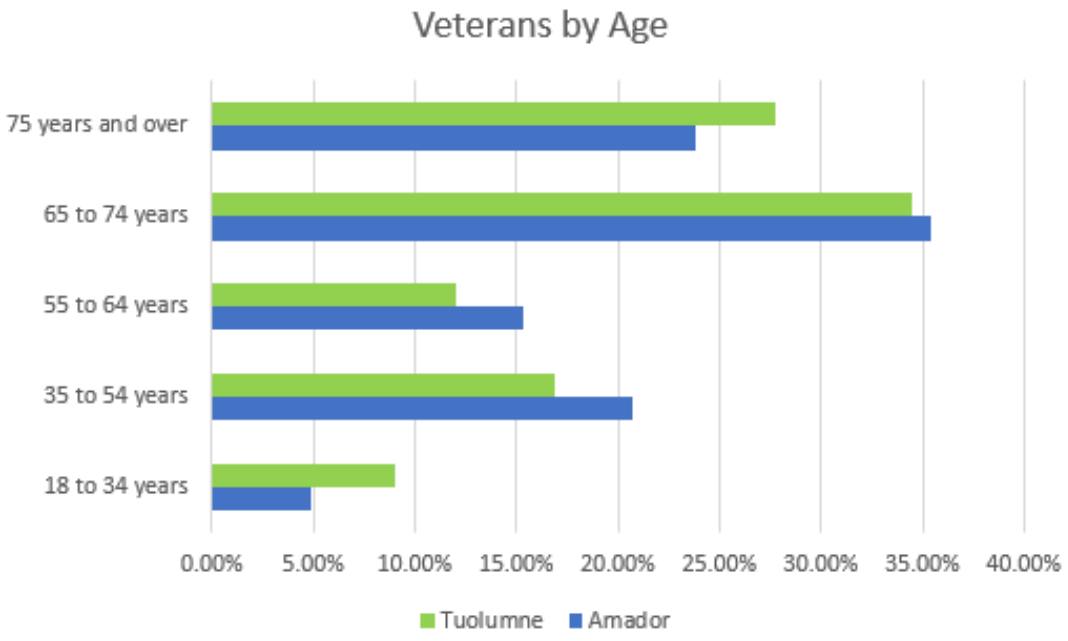

Poverty

Poverty thresholds and *poverty guidelines* are dollar amounts set by the U.S. government to indicate the least amount of income a person or family needs to meet their basic needs.

The Census Bureau uses poverty thresholds as part of the official poverty measure to estimate the population's income and poverty levels and related information.

The U.S. Department of Health and Human Services (HHS) sets the poverty guidelines. The guidelines are a simpler version of the thresholds set with the official poverty measure, mostly used by federal agencies to determine eligibility for public programs such as food assistance.

2020 Federal Poverty Income Guidelines

48 Contiguous States and D.C.

Persons in family/household	100% Poverty guideline
1	$ 12,760
2	$ 17,240
3	$ 21,720
4	$ 26,200
5	$ 30,680
6	$ 35,160
7	$ 39,640
8	$ 44,120

In March 2020 the Coronavirus Aid, Relief, and Economic Security Act (CARES Act) was signed, increasing the income eligibility criteria, and providing relief and assistance to businesses, people, and communities. Although this additional funding will be short lived, this is important because poverty creates barriers to access including childcare, food, health services, housing, and other necessities that contribute to poor health status.

In Amador County 24.39% are living below 200 percent the Federal Poverty Level (FPL) and in Tuolumne County 28.03% are living below 200 percent of the FPL according to the 2019 American Community Survey 5-year estimates.

Poverty level information is reflected as 100% of the federal poverty income guidelines. US Census 2019 poverty estimates reflect 9.9% of Amador County and 12.8% of Tuolumne County persons living below poverty level. In Amador County, the Jackson Census County Division (1,038 persons) has the highest concentration of those living below poverty level and in Tuolumne County that area is the Sonora Census County Division (3,103 persons).

The rate of change from 2012-2019 of persons living below poverty level has decreased -5.7% in Amador County and -2.3% in Tuolumne County.

Poverty quick facts:

- 3% more females than males in both Counties are living in poverty.
- Females, 25 and over, despite educational attainment, have a 4% higher rate of poverty in both Amador and Tuolumne Counties than males.
- Amador County Black/African Americans (37%) and Tuolumne County American Indian/Alaska Natives (37%) are the counties highest populations living in poverty.
- 14% of Amador and Tuolumne County residents living in poverty are under the age of 18.
- 8% and 9% of Amador and Tuolumne County residents, respectively, living in poverty are 60 years of age and over.

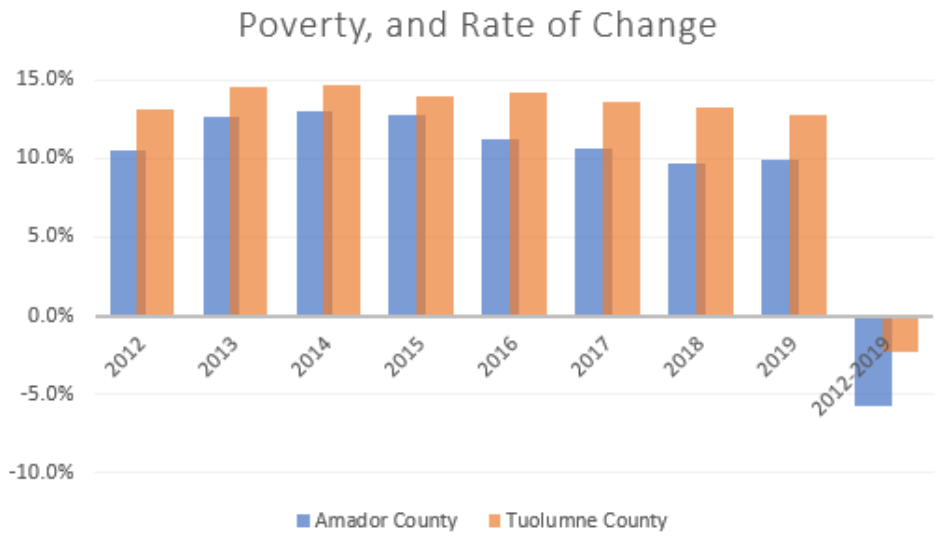

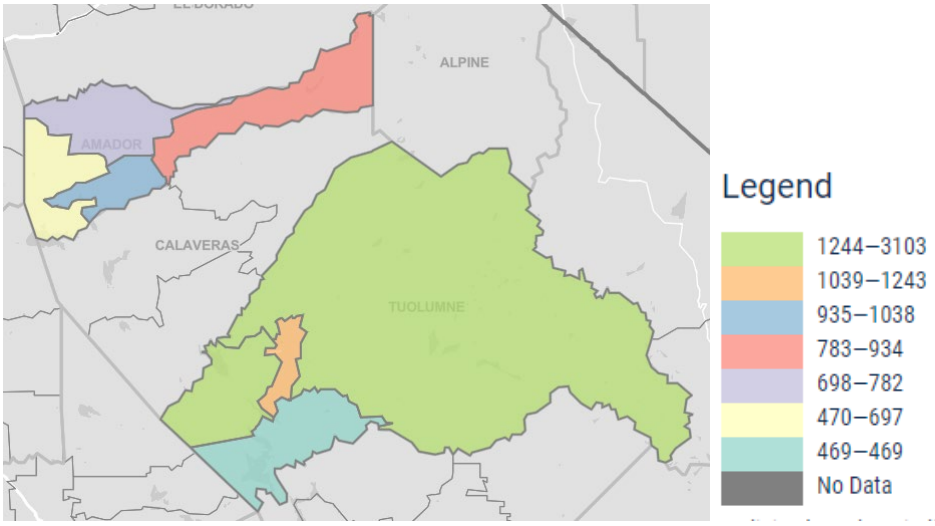

Below Poverty Level - total population by Census County Division (CCD), 2019 estimate

Employment and Income

Unemployment rates are back on the rise since 2019. 2020 unemployment rates for Amador and Tuolumne Counties are at 9.10% and 10.10%, up from 3.8% and 4.5% in 2019, respectively according to the California Employment Development Department.

Labor force, employment, unemployment, and income quick facts: (US Census and EDD)

- From 2010 to 2019 there was a 5% decrease in the Labor Force in Amador County and a 1.5% decrease in Tuolumne County.
- There was an increase from 2010 to 2019 of residents on Social Security with a 12% increase in Amador County and a 3.6% increase in Tuolumne County, with 51.4% of the population on Social Security in Amador County and 47% in Tuolumne County.
- 5% of residents in both counties are on SSI.
- 2.4% of Amador County residents are utilizing cash assistance with 2.6% utilization in Tuolumne County.
- 37% of Amador children under 18 and 35% of Tuolumne children live at 200% of the federal poverty level.

Median income- (US Census)

- Amador County Median Income: $31,281 in 2010 and $35,732 in 2019 reflecting $4,451 and a 12.5% increase in nine years. Female householders living alone have seen 0.4% increase in median income since 2010 while males have seen 0.8% decrease.
- Tuolumne County Median Income: $25,498 in 2010 and $31,748 in 2019 reflecting $6,250 and a 19.7% increase in nine years. Female householders living alone have only seen a 0.4% increase in median income since 2010 while males have seen a 34% increase.
- California Average Median Income: $54,283 in 2010 and $78,105 in 2019 reflecting $23,822 and a 30% increase in nine years.

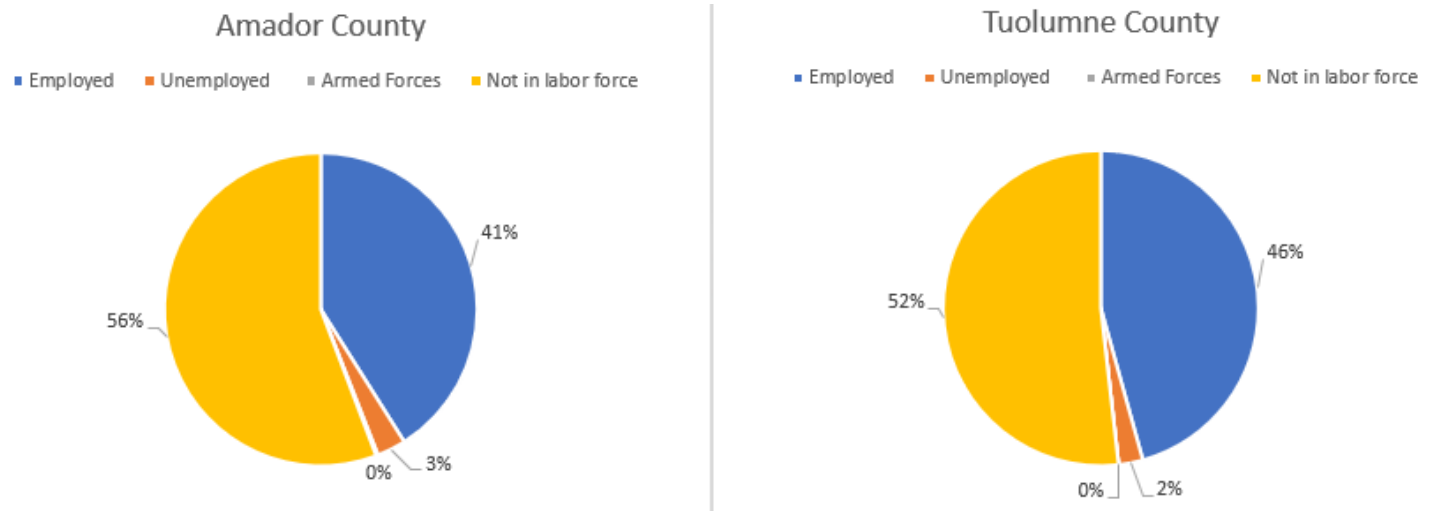

Employment Status for the population 16 years and over- American Community Survey (ACS) 5-year population, 2019 estimates

The graph below reflects a steady reduction in the annual average unemployment rate from 2010 to 2019 in Amador and Tuolumne Counties with a high of 14% in Amador and 15% in Tuolumne in 2010, decreasing to 4.5% and 4% respectively in 2019, with an average reduction of 10% in the nine years. The unemployment rates increased dramatically in 2020 climbing to an average of 9% in Amador and 10% in Tuolumne County with the peak month of April 2020 at 14.4% and 17.3% respectively.

The 2020 increase coincides with the COVID-19 outbreak. Ten of the first twenty confirmed COVID-19 cases in the United States occurred in California, the first of which was confirmed on January 26, 2020, which subsequently prompted the shutdown of businesses, schools and "stay at home" orders. What followed was a dramatic increase in unemployment throughout California that continues to exist today.

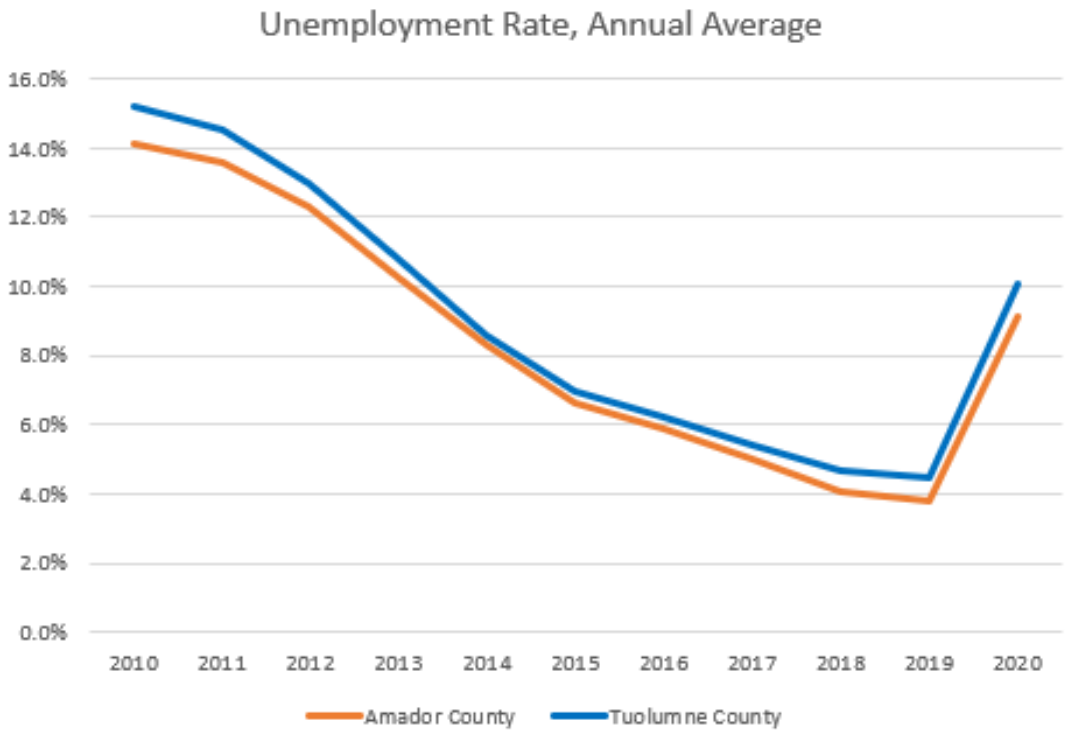

Employment Development Department, Labor Market Information Division, January 22, 202

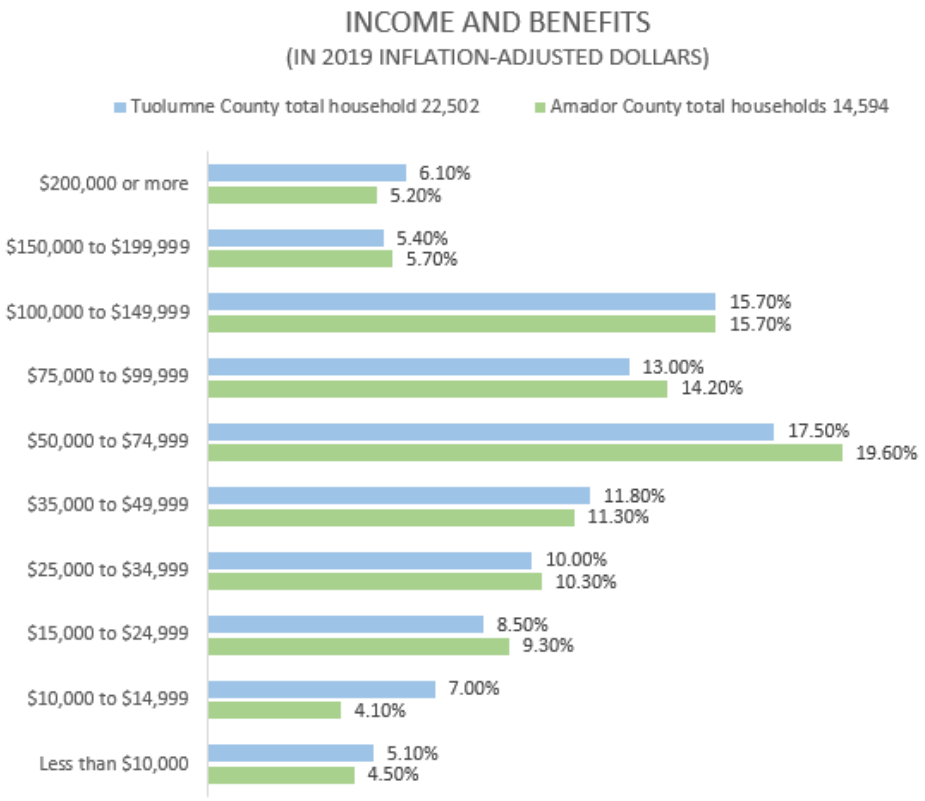

U.S. Census-American Community Survey (ACS) 5-year population, 2019 estimates

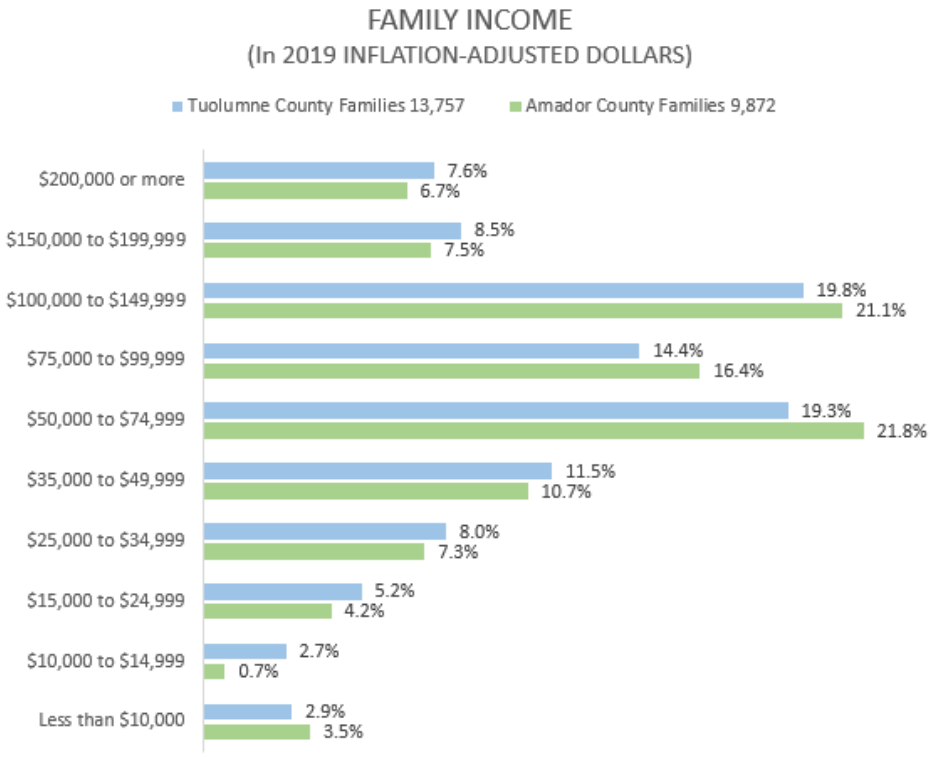

U.S. Census-American Community Survey (ACS) 5-year population, 2019 estimates

Education

Graduation Outcomes

- 24% of the Amador County population aged 18-24 have less than a high school graduate education
- 18% of the Tuolumne County population aged 18-24 have less than a high school graduate education
- 3% fewer students graduated high school from 2010 to 2019 in both counties
- Amador County had a graduation rate of 90% in the 2019-2020 school year
- Tuolumne County had a graduation rate of 86% in the 2019-2020 school year
- California's graduation rate in 2019-2020 school year was 84%

55% of Amador County English Language Learners (ELL) gained language proficiency while only 39% of ELL gained proficiency in Tuolumne County.

There was a 7% decrease from 2010 to 2019 of residents with bachelor's degrees in Amador County and a 5% decrease in Tuolumne County.

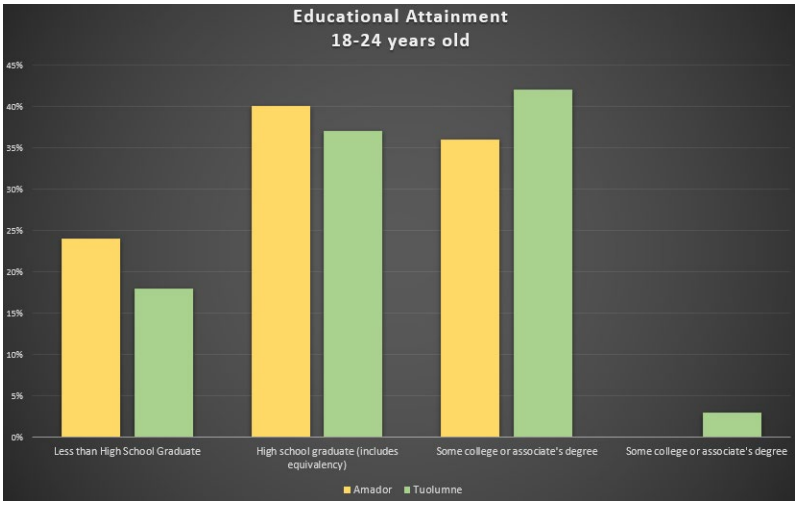

Educational Attainment-ACS 5-year population, 2019 estimates

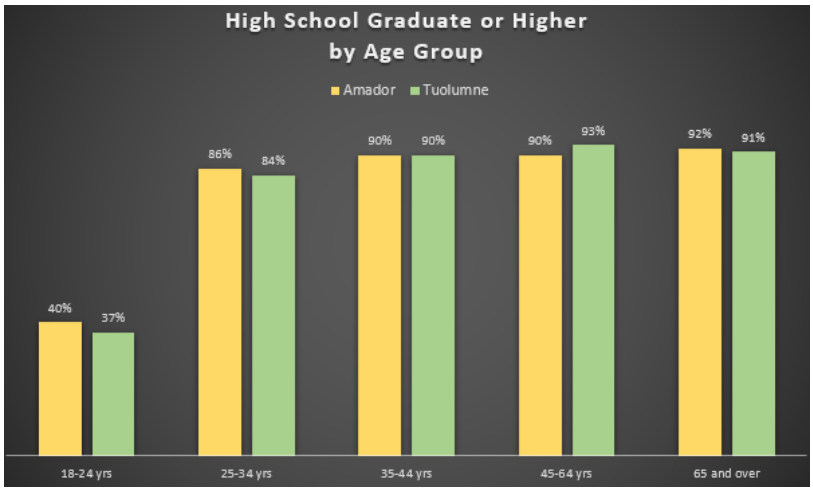

Educational Attainment-ACS 5-year population, 2019 estimates

This Chart refers to those who obtained an education of high school graduate or higher, but less than a bachelor's degree.

Food Insecurity

Food insecurity describes a household's inability to provide enough food for every person to live an active healthy life. Food insecurity is one way we can measure and assess the risk of hunger. The effects of food insecurity can include:

- serious health complications and difficult decision-making for seniors - especially when people facing hunger are forced to choose between spending money on food and medicine or medical care,
- damage to a child's ability to learn and grow.

Rural communities make up 63% of counties in the United States and 87% of counties with the highest rates of overall food insecurity and 86% of the counties with the highest percentage of children at risk for food insecurity are rural. In Amador and Tuolumne Counties, 1 in 8 people struggle with hunger and 1 in 5 children struggle with hunger (feedingamerica.org).

In 2018, Amador County had 4,110 (1,020 children) food insecure persons with an overall food insecurity rate of 10.9%, and Tuolumne County had 6,920 (1,680 children) persons with an overall food insecurity rate of 12.8%, both counties down 1.9% from 2016 (feedingamerica.org).

The Supplemental Nutrition Assistance Program (SNAP) substantially reduces the prevalence of food insecurity and thus is critical to reducing negative health outcomes.

Food Stamp Use

- 7.2% of households in Amador County use Food Stamps which increased 3% from 2010-2019, however, there were 928 households below the poverty level that did not receive benefits.
- 9.3% of households in Tuolumne County use Food Stamps which also increased 3% from 2010-2019, however, there were 2,130 households below the poverty level that did not receive benefits.
- In Amador County 3.4% of households with children under the age of 18 received Food Stamps.
- In Tuolumne County 4.2% of households with children under the age of 18 received Food Stamps.

Free & Reduced Lunch Program Use:

- In Amador County 41% of the students are on the program and 55% are eligible.
- In Tuolumne County 32% of students are on the program and 59% are eligible.

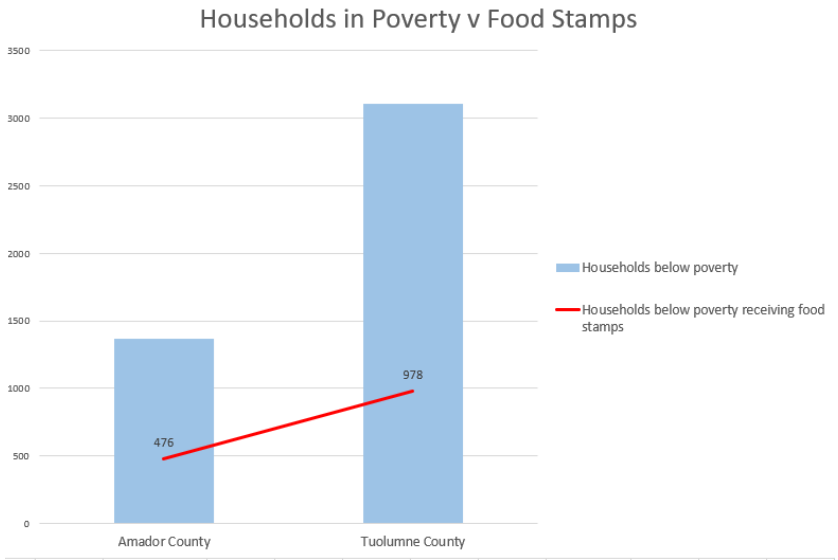

Food Stamps/Supplemental Nutrition Assistance Program (SNAP)-(ACS) 5-year population, 2019 estimates

Housing and Homeless

The Census Bureau combines 5 consecutive years of ACS data to produce estimates for geographic areas with fewer than 65,000 residents. These 5-year estimates represent data collected over a period of 60 months. Because the ACS data is based on a sample, rather than all housing units and people, ACS estimates have a degree of uncertainty associated with them, called sampling error.

Housing Quick Fact (2019 census data)	Amador County	Tuolumne County
Housing units	18,379	31,553
Owner-occupied housing unit rate	76.5%	71.3%
Median value of owner-occupied housing units	$313,700	$289,200
Median selected monthly owner costs -with a mortgage	$1,774	$1,748
Median selected monthly owner costs -without a mortgage	$561	$571
Median gross rent	$1,103	$1,009

The highest number of occupied housing units in Tuolumne County is in the Sonora "County Census District" (CCD)with 7,298 units, and in Amador County it's in the Pine Grove-Silver Lake CCD with 4,188 units. Rental vacancy rate is highest in Tuolumne County's Groveland CCD (20.3%) compared to Amador County's Jackson CCD at (8.2%).

Heating Fuel Use

In Amador County occupied housing units use (30.4%) gas, (19.1%) electricity, and (30.9%) propane as a source of heating fuel.

In Tuolumne County occupied housing units use (8.5%) gas, (20.3%) electricity, and (42%) propane as a source of heating fuel.

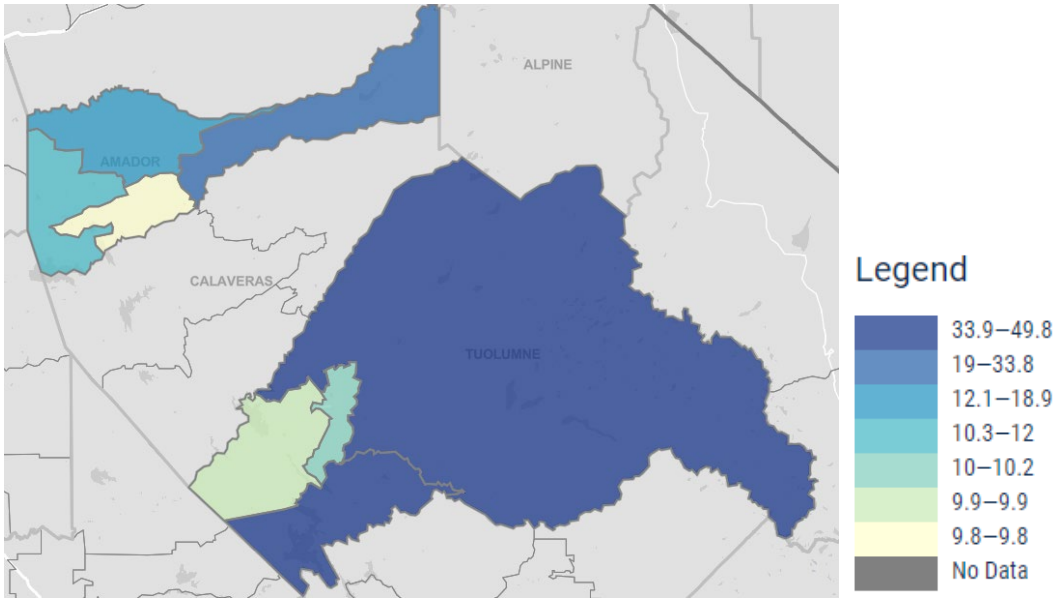

Housing Occupancy-Total Housing Units-Vacant Housing Units Percent-by Census County Division (CCD), 2019 estimates

National Low-Income Housing Coalition
Out of Reach 2020: California

Number of Households	*California*	*Amador County*	*Tuolumne County*
TOTAL	12,965,435	14,090	22,427
RENTER	5,880,000	3,292	6,771
PERCENT RENTERS	45%	23%	30%
Housing Wage	*California*	*Amador County*	*Tuolumne County*
ONE-BEDROOM	$29.26	$16.46	$15.90
TWO-BEDROOM	$36.96	$21.69	$19.52
THREE-BEDROOM	$50.50	$31.29	$27.94
Fair Market Rent	*California*	*Amador County*	*Tuolumne County*
ONE-BEDROOM	$1,522	$856	$827
TWO-BEDROOM	$1,922	$1,128	$1,015
THREE-BEDROOM	$2,626	$1,627	$1,453
Annual Income Needed to Afford	*California*	*Amador County*	*Tuolumne County*
ONE-BEDROOM	$60,864	$34,240	$33,080
TWO-BEDROOM	$76,879	$45,120	$40,600
THREE-BEDROOM	$105,036	$65,080	$58,120
Minimum Wage	*California*	*Amador County*	*Tuolumne County*
MINIMUM WAGE	$13.00	$13.00	$13.00
RENT AFFORDABLE AT MINIMUM WAGE	$676	$676	$676
Work Hours/Week at Minimum Wage	*California*	*Amador County*	*Tuolumne County*
ONE-BEDROOM	90	51	49
TWO-BEDROOM	114	67	60
THREE-BEDROOM	155	96	86
Renter Wage	*California*	*Amador County*	*Tuolumne County*
ESTIMATED MEAN RENTER WAGE	$23.96	$11.17	$12.50
RENT AFFORDABLE AT MEAN RENTER WAGE	$1,246	$581	$650
Work Hours/Week at Mean Renter Wage	*California*	*Amador County*	*Tuolumne County*
ONE-BEDROOM	49	59	51
TWO-BEDROOM	62	78	62
THREE-BEDROOM	84	112	89
Supplemental Security Income (SSI) Payment	*California*	*Amador County*	*Tuolumne County*
SSI MONTHLY PAYMENT	$944	$944	$944
RENT AFFORDABLE TO SSI RECIPIENT	$283	$283	$283
Income Levels	*California*	*Amador County*	*Tuolumne County*
30% OF AREA MEDIAN INCOME (AMI)	$27,273	$23,610	$21,480
ESTIMATED RENTER MEDIAN HOUSEHOLD INCOME	$53,402	$36,350	$35,543
Rent Affordable at Different Income Levels	*California*	*Amador County*	*Tuolumne County*
30% OF AREA MEDIAN INCOME (AMI)	$682	$590	$537
ESTIMATED RENTER MEDIAN HOUSEHOLD INCOME	$1,335	$909	$889

Homeless Point-In-Time (PIT) Count

The Point-in-Time (PIT) count is a count of sheltered and unsheltered people experiencing homelessness that HUD requires each Continuum of Care (CoC) nationwide to conduct in a single night in January. HUD requires that CoCs conduct an annual count of homeless persons who are sheltered in emergency shelters, transitional housing, and Safe Havens. CoCs must also conduct a count of unsheltered homeless persons at least every other year. The unsheltered count is intended to demonstrate the unmet need.

It is difficult to accurately count homeless individuals who are spread out in remote areas of Amador and Tuolumne Counties and a homeless count in January might not accurately capture the number of unsheltered homeless individuals who may leave the area in the harsh winter months to return in the spring, summer, or fall.

- In 2019, PIT counts identified 385 total homeless persons in Tuolumne County, 301 of which were unsheltered. This was a 180% increase in unsheltered persons from 2017.
- In 2019, PIT counts identified 214 total homeless persons in Amador County, 180 of which were unsheltered. This was a 57% increase in unsheltered persons from 2017.

* In both Amador and Tuolumne Counties, approximately 10% of the homeless counted were children under 18 years of age.

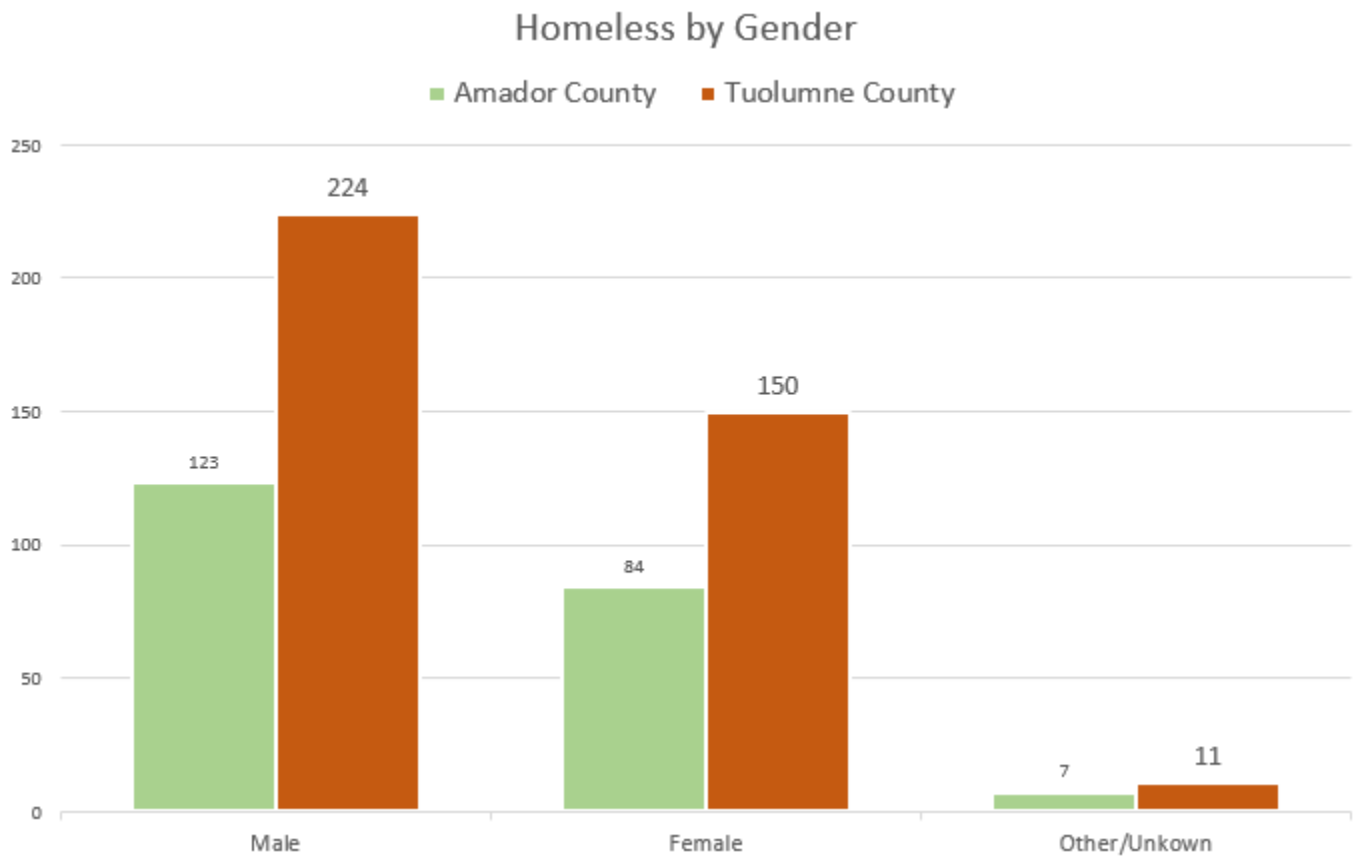

Central Sierra Continuum of Care, CA-526: 2019 Point-in-Time Count

Health and Mental Health

California Department of Public Health
2020 County Health Status Profile Report

Morbidity/Mortality - age adjusted data – per 100,000 persons 2016-2018 (Significant ranking noted in Bold)		Amador Co. per 100k pop.	Tuolumne Co. Per 100k pop.	California Average
Death All Causes	Amador & Tuolumne above CA	680	776	608
Death from All Cancers	Amador & Tuolumne above CA	149	157	134
Lung Cancer	Amador & Tuolumne above CA **Amador ranking- 55 out of 58 counties**	40	35	25
Coronary Heart Disease	Tuolumne above CA ranking 45 of 58	85	106	85
Stroke	At or near average	33	36	36
Diabetes	**Amador & Tuolumne below CA** **Ranking 5th and 7th lowest in CA**	11	11	21
Unintentional Injuries	Amador & Tuolumne above CA	56	57	33
Motor Vehicle Related	Amador & Tuolumne above CA	20	14	9
Alzheimer's Disease	**Tuolumne- below CA-6th lowest in CA**	39	13	36
Death Due to Suicide	**Amador** & Tuolumne above CA **Ranking 52** and 42 in CA	27	19	10
Death Due to Homicide	Amador is above CA Tuolumne below CA Amador ranking 45 **Tuolumne 4th lowest in CA**	7	1	5
Firearms Related Death	Amador & Tuolumne above CA **Amador ranking 50** & Tuolumne 35	17	11	7
Drug Induced Deaths	Amador & Tuolumne above CA Amador ranking 28 and **Tuolumne ranking 51**	15	26	13
Tuberculosis	**Amador & Tuolumne ranking very low** **Amador ranking 11 and Tuolumne 1- lowest in CA**	1.9	1	5

Most significant data areas where Amador and or Tuolumne Counties differed from the California average in the above chart were the following:

- Amador County had one of the highest incidents of **Lung Cancer** deaths in California ranking 55th out of 58 counties.
- Amador and Tuolumne Counties had very low incidents of deaths from **Diabetes** compared to the rest of California ranking 5th and 7th respectively as lowest in California.
- Tuolumne County had a very low incidence of **Alzheimer's** deaths ranking 6th lowest in California.
- Amador had a high incidence of deaths due to **Suicide** ranking 52nd of 58 California counties.
- Tuolumne County had a very low incidence of **Homicide** deaths ranking 4th lowest in California.
- Tuolumne had a high instance of **Drug Induced Deaths** ranking 51st highest in California.
- Tuolumne had the lowest incidents of Tuberculosis in the State ranking no. 1 with Amador County ranking 11th in California.

Areas of Change in Five Years reflected in the California Department of Public Health –County Health Status Profile Reports:

- Amador County has seen a reduction in lung cancer deaths, Alzheimer's, stroke and heart disease and drug induced deaths.
- Amador County has seen an increase in combined cancer deaths, diabetes, unintentional injuries, motor vehicle accidents.
- Tuolumne County has seen a reduction in all cancers, diabetes, homicide, and drug induced deaths.
- Tuolumne County has seen an increase in Alzheimer's and motor vehicle deaths.

Healthy Kids Survey

The California Healthy Kids Survey (CHKS) is an anonymous, confidential, and voluntary survey of school climate and safety, student wellness, and youth resiliency. There are supplementary modules to choose from at the secondary level, (grades 7,9& 11) that asks detailed in-depth questions on specific topics such as social emotional health and learning; tobacco use; alcohol and other drug use; safety/violence; and physical health. Districts can also customize their questions in a custom module targeting topics of local interest. Percentages are based on the participation response rate for each question and therefore do not represent the total students enrolled.

Amador County total survey response rates were down 69% from 2017/208 survey to the 2019/2020 survey period due to Amador School closure in March of 2020 due to COVID-19 according to Amador County School District. A drop of only 6% was experienced by Tuolumne County Schools from the 2017/2018 to the 2019/2020 survey as the survey was performed before COVID-19 school closures.

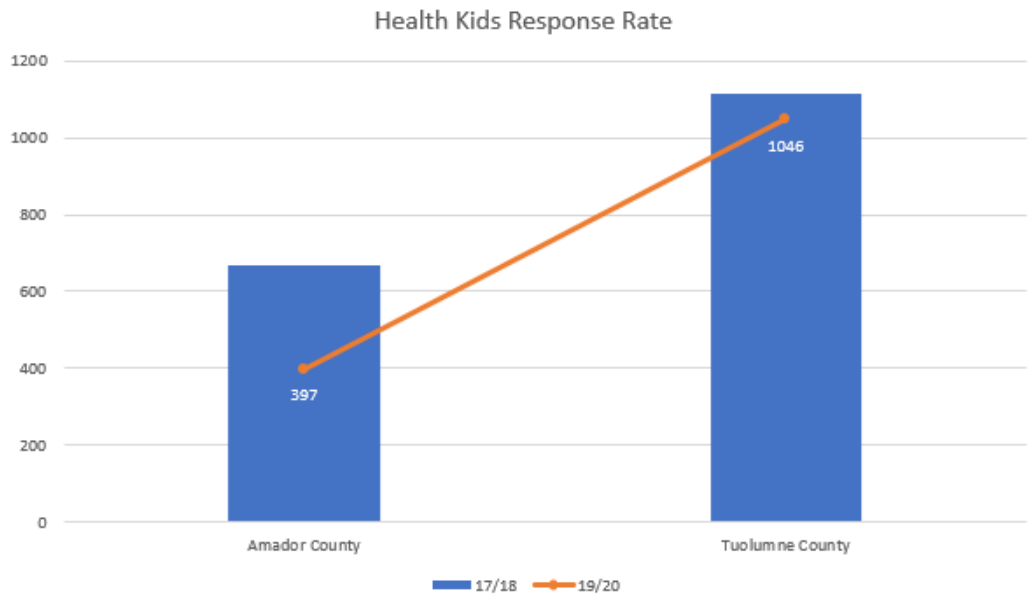

2019/2020 Tuolumne County Students 7th, 9th and 11th Grade Participant Demographics

- Total student participants:1046
- 55% boys & 45% girls
- Ethnicity: 63% White, 21% Hispanic, 5% American Indian, 27% mixed (2 or more races)
- 91% living at home with one or more parent or guardian
- 33% received free and reduced lunches

2019/2020 Amador County Students 7th,9th, and 11th Grade Participant Demographics

- Total student participants: 397
- 46% boys & 54% girls
- Ethnicity: 64%White, 26% Hispanic, 4% American Indian, Mixed 29% (2 or more races)
- 89% living at home with one or more parent or guardian
- 45% received free and reduced lunches

County	*Amador*			*Tuolumne*		
Key Indicators of School Climate and Student Well-Being	Grade 7 %	Grade 9 %	Grade 11 %	Grade 7 %	Grade 9 %	Grade 11 %
Grades						
Mostly A's/A's and B's§	53	59	46	60	55	53
Mostly B's/B's and C's§	21	30	39	27	28	29
Mostly C's/ C's and D's§	16	9	11	10	10	15
Absences						
Missed 3 or more days¶	15	23	18	18	18	15
Reason for Absence, past 30 days						
physicall illness	42	54	54	38	46	46
felt sad, hopeless, anxious, stressed or angry	10	10	7	7	10	13
lack of sleep	11	11	4	7	11	16
were bored or uninterested in school	3	7	11	3	5	6
didn't feel safe at school or going to and from school	2	1	0	1	3	2
had no trasportation	3	5	7	2	4	5
School Engagement and Supports						
School connectedness†	52	56	43	59	68	55
Academic motivation†	66	62	63	67	67	57
Caring adult relationships‡	61	53	51	57	58	66
High expectations‡	71	70	70	70	71	70
Meaningful participation‡	24	26	17	23	25	27
Promotion of parent involvement in school†	47	42	38	56	45	35
School Safety						
School perceived as very safe or safe	42	55	54	63	57	54
Experienced any harassment or bullying§	48	34	25	42	35	32
Has been a victim of school violence§	44	30	24	39	31	30
Been in a physical fight§	22	8	18	15	6	9
Seen a weapon on campus§	16	14	14	12	18	21
Substance Use and Physical/Mental Health						
Current alcohol or drug use¶	8	27	32	12	25	36
Current marijuana use¶	4	18	25	7	16	25
Vaping¶	5	20	30	9	21	30
Sleep deprivation (less than 8 hours)	50	68	64	43	63	77
Experienced chronic sadness/hopelessness§	39	38	36	33	44	46
Considered suicide§	22	23	21	18	26	27

Notes: Cells are empty if there are less than 10 respondents.
†Average percent of respondents reporting "Agree" or "Strongly agree."
‡Average percent of respondents reporting "Pretty much true" or "Very much true."
§Past 12 months.
¶Past 30 days.

Feeling Safe at School

- The Amador student data indicates more students felt safe as 9th or 11th graders than the 7th graders did.
- Tuolumne 7th grade students felt less safe than the 9th graders expressed, with the 11th graders feeling safer than the 7th or 9th graders.

Students Experiencing Harassment

- Both Amador and Tuolumne 7th graders surveyed expressed more harassment than the 9th graders, with the 11th graders expressing the least harassment of all three grades surveyed.

Victim of School Violence

- Both Amador and Tuolumne 7th graders surveys expressed being a victim of school violence, which is more than the 9th graders, with the 11th graders expressing the least victimization of school violence of all three grades. surveyed.

Experience with Substance Use in the last 30 days including alcohol and drugs, marijuana, and vaping.

- Both Amador and Tuolumne 7th graders surveys expressed less substance use than the 9th graders, with the 11th graders having the highest use of all substances.

Chronic Sadness/Helplessness & Thoughts of Suicide

- The Amador County survey reflected a very slight decrease in, "Chronic sadness/hopelessness", by grade with the lowest being 7th grade and the highest being 11th grade and the survey did not reflect any significant differences between the grades in the category of, "Thoughts of suicide".
- The Tuolumne County survey reflected an increase by grade level of both, "Chronic sadness/hopelessness", and "Thoughts of suicide".

Area 12 Agency on Aging

The 2019 Area 12 Agency on Aging (A12AA) Community Needs Data Analysis Report included surveys of residents of Alpine, Amador, Calaveras, Mariposa and Tuolumne Counties aged 50 and over.

- The A12AA received 935 survey responses of which 303 were from Tuolumne County and 249 from Amador County,
- The A12AA respondents had lived in their current community an average of 22 years,
- Approximately 20% of single respondents reported their income was equal to or less than $1,041 per month (less than 100% the poverty level), while 72% of couples reported their income was more than $2,818 (200% of the poverty level),
- Approximately 75% of respondents noted their main source of income was Social Security,
- 25% noted their income came from savings/investments and nearly an equal amount reported income from pensions.

Technology: The report indicated that close to 85% of seniors indicated they use the computer, while 85.4% use email and over 70% use the internet. In addition, 57% noted they use Facebook, approximately 68% use smartphones, and 30% use iPads, with 27% of those surveyed expressing concern of knowing what services were available to them in their community

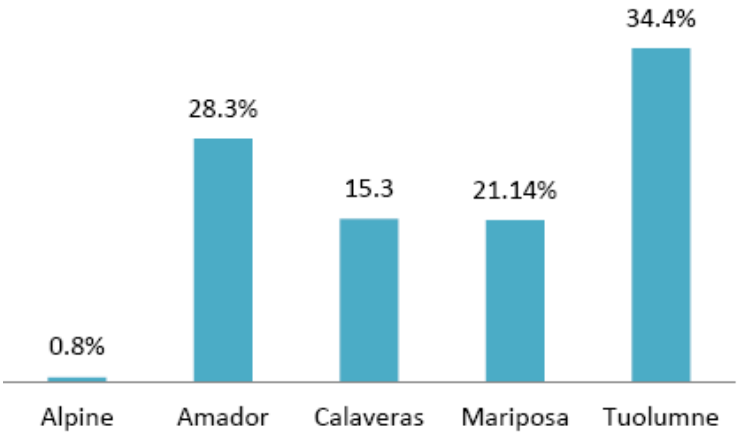

A12AA return by County

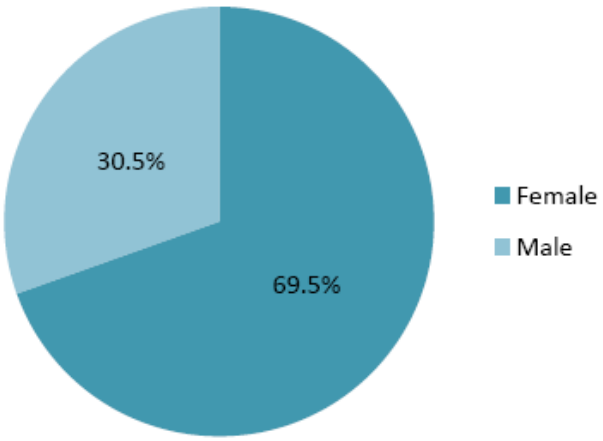

A12AA survey demographics

Many of the Issues & Concerns (Figure 5.1) and "Services would Use if Available "(Table 6.2) include ATCAA current services:

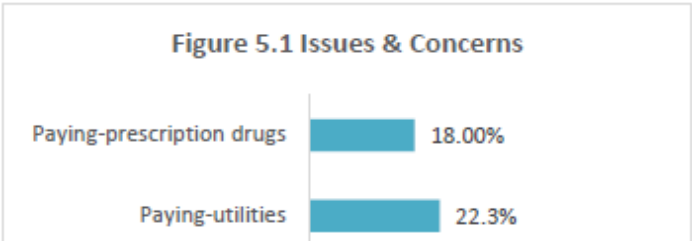

52% - Home Repair - (some of which may be related to weatherization). (Table 5.1)

22%- Paying Utilities (Table 5.1).

50% -Assisting with Utilities (Table 6.2)

55% Information on Community Resources (Table 5.1)

11%- “Having Enough to Eat” (Table 5.1)

Of note on table 6.2 is “Out of County Transportation” selected by 65% of respondents and “Medical Transportation” at 70% of respondents.

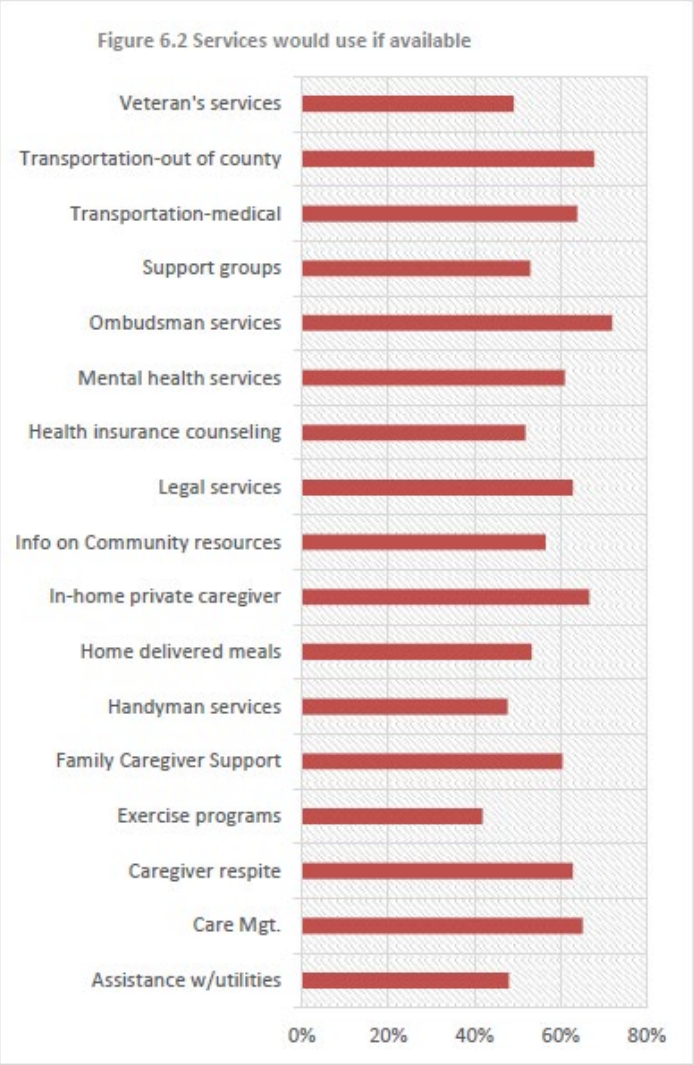

The report included primary and secondary data, key informant data, and focus group information. Key informants and focus groups identified the following areas as a community health need.

Access to Mental/Behavioral/Substance Abuse Services	100%
Access to Basic Needs Such as Housing, Jobs, and Food	92.3%
Injury and Disease Prevention and Management	92.3%
Access and Functional Needs	92.3%
Access to Quality Primary Care Health Services	84.6%
Access to Central Care and Preventive Services	69.2%
Access to Specialty and Extended Care –69.2	69.2%

***Access to Mental/Behavioral/Substance Abuse Services** -Qualitative themes from key informants and focus groups:

- limited access to mental health treatment, lack of psychiatrists,
- need to recruit mental health professionals,
- not enough mental health or drug rehab facilities in the area,
- stigma to seek mental health services,
- substance use and abuse is prevalent,
- remote area and isolation,
- veterans struggling with PTSD.

***Access to Basic Needs Such as Housing, Jobs, and Food**-Qualitative themes from key informants and focus groups:

- more resources needed to support homeless living,
- need for more shelters,
- limited affordable housing,
- ack of quality employment,
- cost of living increases in the area,
- Butte County fire victims moving to Amador County,
- many working poor fall short of qualify for aid,
- lack of affordable childcare,
- limited services for Spanish speaking residents,
- many residents living in isolation without basic needs,
- access to healthy food, health care and resources.

The report included significant health and social needs. The focus groups, key informants, and surveys contained questions about the most significant health needs in the community resulting in the following concerns expressed:

	Focus Groups	Key Informant Interviews	Surveys
1	Mental and behavioral health	Access to health care	Access to health care
2	Access to health care	Mental and behavioral health	High rates of youth or adults engaging in risky health or sexual behaviors
3	Housing and Homelessness	Elderly services	Lack of affordable housing options
4	Immunization	Immunization	Lack of access to mental health services
5	Smoking	Poverty/housing	High rates of chronic diseases

Adventist Health: Order of Most Frequently Mentioned by Data Source Type

The top five needs mentioned below are a combination of all three data sources based on frequency of response. The most frequently mentioned health issues by focus groups, key informant interviews, online surveys and corresponding data from the secondary sources were the following:

Priority Health Issues:

- Access to Health Care – focus: lack of providers, preventative care, and transportation
- Mental and Behavioral Health- focus: substance abuse, trauma, and isolation
- Housing and Homelessness
- Chronic Disease- focus: asthma and obesity
- Poverty

PHASE II

ATCAA Client Demographics

Customer and community input are valued by ATCAA as critical to future planning and setting goals for continual quality targeting service and enhancements. ATCAA customers include the full community with a focus on low-income and vulnerable populations, ATCAA client base, Community Partners, ATCAA staff, ATCAA Board of Directors and agency volunteers. Every two years ATCAA completes a Community Action Plan (CAP), which includes a Community Needs Survey, to lay out strategic goals and follow a clear plan to achieve desired results.

*In 2020, ATCAA served a total of 6,084 individuals within 2,955 households. Of that, demographics were collected on 5,725 individuals and 2,726 households.

Clients Served by County

- Amador: 1310 individuals 656 households
- Tuolumne: 4104 individuals 1975 households
- Calaveras: 670 individuals 324 households

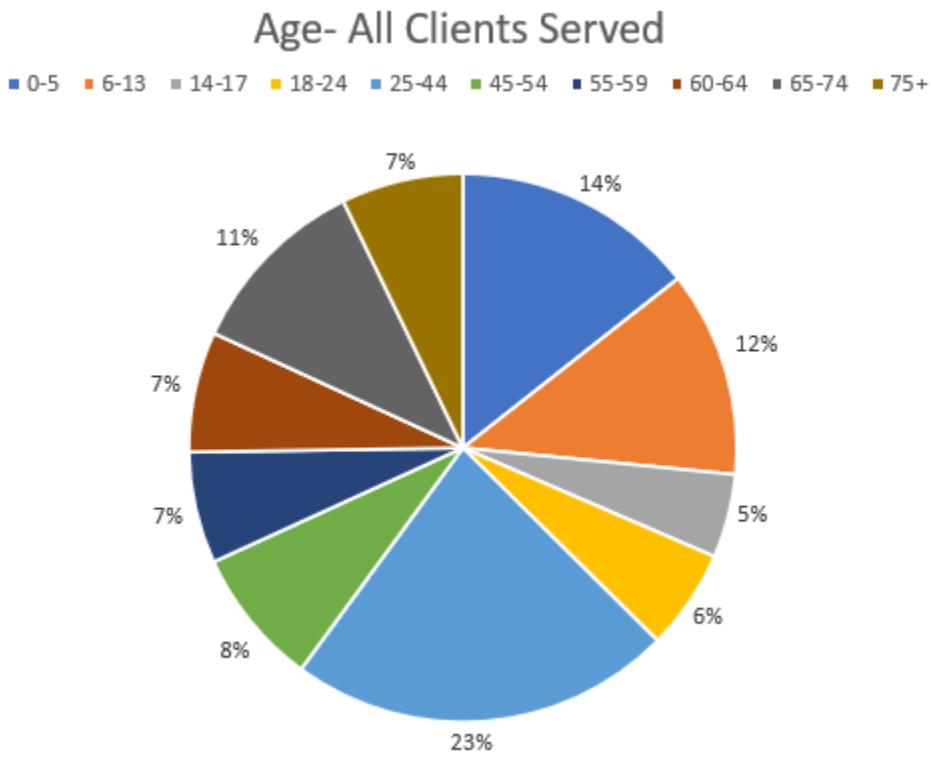

In 2019, Amador and Tuolumne Counties foreign-born population was 6% and 5%, respectively. Since 2015, this is up 0.5% in Amador and up 0.3% in Tuolumne.

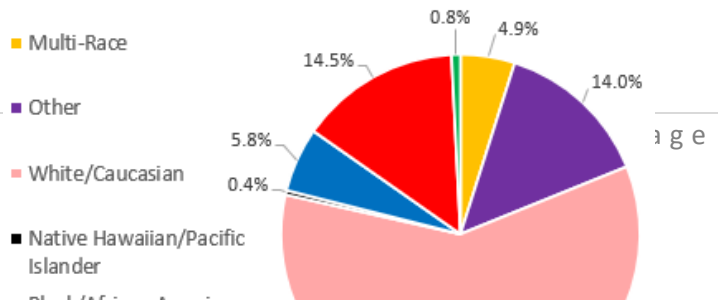

Foreign-born populations include anyone who was not a U.S. citizen or a U.S. national at birth. This includes respondents who indicated they were a U.S. citizen by naturalization or not a U.S. citizen.

Net migration refers to the arrival of people (foreign- or native-born) to California. The rate of net migration is projected to steadily grow from approximately 1.8 net migrants per 1,000 population per year in 2015 (70,000 net migrants) to 4 per 1,000 by 2060 (215,000 net migrants).

The net effect of in-migration and out-migration on an area's population, in a given time period, is expressed as an increase or decrease. Both Amador and Tuolumne Counties have a net positive increase, 3,105 and 982, respectively.

The US Census and the American Community Survey (ACS) measure an individual's race and ethnicity through self-identification. In 2019, the ACS 5-year estimate, 0.8% of California residents identified as American Indian/Alaska Native.

It is worth noting that the percentage of ATCAA's clients, served in 2020, that identify as American Indian/Alaska Native is five times that of the rest of California. With the presence of the Buena Vista Rancheria of Me-Wuk Indians in Amador County, the Tuolumne Band of Me-Wuk Indians in Tuolumne County, and a strong collaboration with Tribal TANF, this is not surprising.

The Hispanic/Latino Population has been growing steadily over the last decade in Amador and Tuolumne. There has been an 11% rate increase since 2011 in Tuolumne County and a 12% rate increase in Amador County.

The vast majority of Amador and Tuolumne County residents identify as White alone, although there has been a slight decrease since 2010 in Amador and slight increase in Tuolumne. Compared to the rest of California, ATCAA's Hispanic/Latino client population is significantly smaller, and its White population is significantly larger.

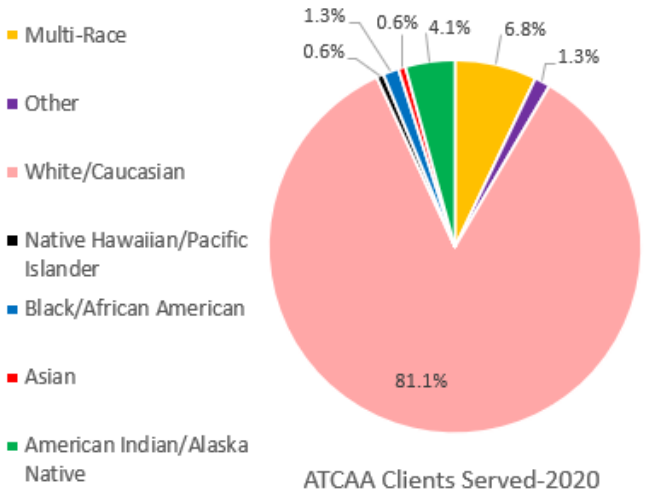

ATCAA Clients Served-2020

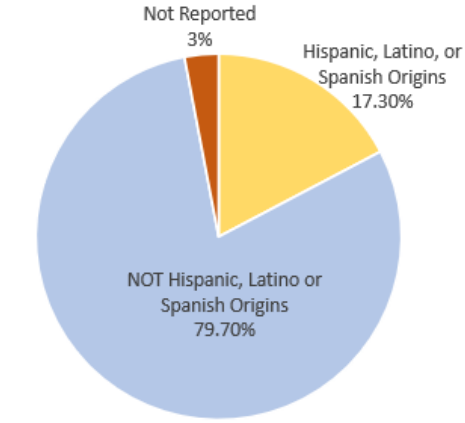

ATCAA Clients Served-2020

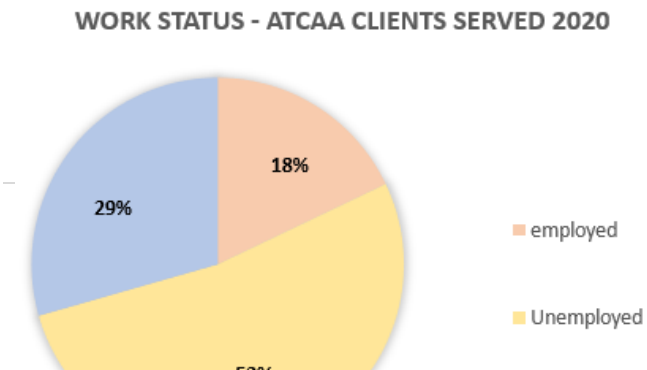

Homelessness and unemployment are an issue that is dealt with across various parts of the country and affect our communities on a national, regional, and local level. Unemployment is a prominent factor in the persistence of homelessness. As bad as it is for homeless people

who have jobs and can't escape homelessness, climbing out of homelessness is virtually impossible for those without a job. For those with limited skills or experience, opportunities for jobs that pay a living wage are very limited.

✓ Client data indicates that 55% of ATCAA's clients served in 2020 fell below 100% the federal poverty line

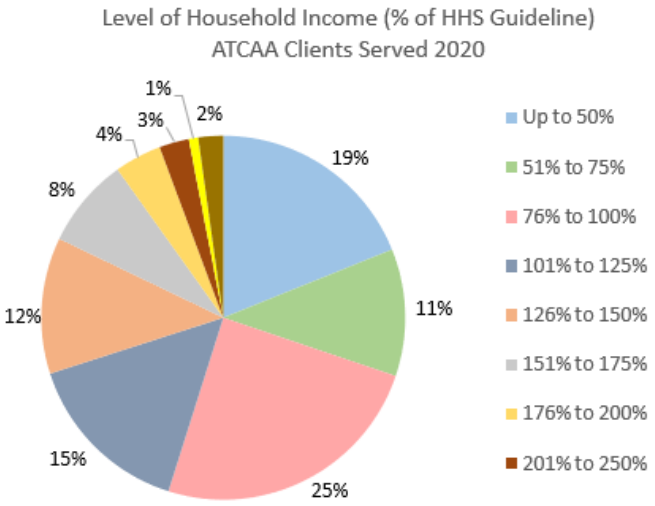

According to the National Alliance to End Homelessness, California is one of the states with the highest concentration of people experiencing homelessness. In 2019 alone, California had 151,278 people experiencing homelessness, a rate of 38.2. (homeless per 10,000 people in the general population).

✓ Our CoC area, in 2019, had a homelessness rate of 53.8, that is a 29% increase over the State.

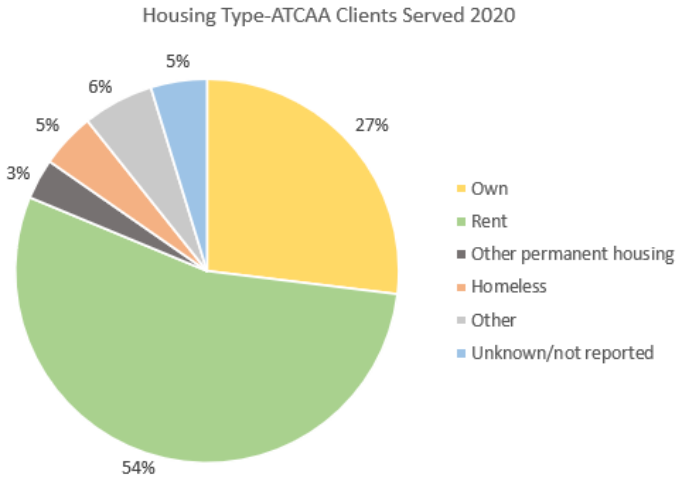

According to HUD, an individual is considered chronically homeless if he or she has a disability, including a substance use disorder, post-traumatic stress disorder and a serious mental illness, and has been homeless continuously for at least one year or on at least four occasions in the last three years (with those instances adding up to at least a year). In addition, California also has one of the highest percentages of chronic homelessness in the country. Meaning that there is a significant number of individuals who have a disability and have been homeless for at least a year or have been frequently homeless.

✓ In 2020, 25% of ATCAA clients reported having a disabling condition.

Homelessness is exacerbated by the lack of affordable housing. California has the 2nd highest, "housing wage", in the U.S. A worker earning minimum wage in California. would have to work nearly 114 hours per week to afford a modest two-bedroom rental home, according to the National Low Income Housing Coalition (2019).

Agency Awareness and Satisfaction

With the growing emphasis on agency accountability, it is important to document the quality of overall agency function.

As a Community Action Agency and essentially a human service organization, ATCAA recognizes the need for and the benefit of receiving feedback from customers and partner agencies. ATCAA does this by incorporating a satisfaction question in our Needs Surveys.

Client Needs Survey 2020:

- 20% of those who completed the needs survey were new clients.
- 46% of new clients indicated they learned of ATCAA from a friend or family member,
- 43% were referred by ATCAA staff,
- 54% indicated they were applying for Energy/Weatherization Assistance,
- 99% of clients reported being satisfied with ATCAA services,
- 82% indicated they had utilized Energy/Weatherization assistance in the past,
- 32% indicated they had utilized Food Bank services.

Comments received from clients:

- I am very grateful for the help from this program (utility assistance) gives to the community,
- I appreciate you all dearly!
- Thank you for being part of the Team who cares in Tuolumne County that can go the extra mile,
- Thank you very much for your kind and caring staff. All your programs have truly helped my family and we appreciate it! *Adult Education, After school/childcare options for parents,
- We appreciate all of you! Thank you!
- Wonderful class. Very informative, down to earth, and practical.

Early Childhood Services (ECS) Parent Survey (Head Start and Early Head Start):

- 73% of parents stated that ECS encouraged volunteerism and in-kind by having a welcoming environment and friendly staff

Comments received from parents:

- The teachers and staff are always willing to help you with anything you may need.
- The staff is amazing and do everything they can to help me with getting any programs I needed or assistance for programs I might need that can help. I absolutely love head start and the staff are just wonderful.
- Everyone actually cares about the kids unlike other schools where they are just teachers and students
- Head Start has always exceeded my parental expectations when it comes to teaching and caring for my child(ren)! I am so grateful to have such a strong, compassionate team of teachers/staff for my child's preschool experience!
- The teachers are fantastic! They listen to my concerns and even when it came to his speech, they made sure to get us an appointment with a therapist, so we could create a plan to keep him on track.
- You guys were amazing through the whole shut down.
- The team is really fast about meeting my family's needs and helping us meet our goals.
- I think the staff are amazing and go over and beyond for my family.

Partner Agencies:

ATCAA surveyed 35 partner agencies seeking feedback on their relationship with ATCAA. Of the respondents, 69% stated they had been working with ATCAA for eight or more years and 97% stated that their partnership with ATCAA had agreed upon goals, measurable outcomes, and processes for accountability.

- 86% were satisfied with the overall partnership between their organization and ATCAA,
- 91% agreed or strongly agreed that ATCAA services offered seem to benefit the community and increase participants' knowledge of city resources.

Comments received from partner agencies:

- ATCAA is a community rock star. Thanks for being such a great community partner. I'd like to give a shout out to your housing staff which I work with. They are all great & so dedicated to their jobs and helping their clients.
- ATCAA's Financial Literacy and Tax support services are working well.
- Other than ATCAA's financial course, I am unaware of any income use/personal budgeting programs/resources.
- ATCAA's Housing Assistance program and homeless shelter are good resources.
- ATCAA's Smart Money classes seem well-received.
- ATCAA homeless program is helping but there are limited landlords willing to participate in the program. Weatherization program working well it seems.
- I think ATCAA does a good job with the homeless shelter and assisting families in housing options.
- ATCAA is a fantastic resource on many fronts.

ATCAA 2020 Phone and Walk-in logs

ATCAA uses agency phone and walk-in logs as an additional layer of data collection to help find trends in client needs.

In 2020, ATCAA received 1,477 phone calls and welcomed 893 clients through its front doors prior to closing them on March 17, 2020 due to the Coronavirus pandemic. Subsequently, ATCAA filtered an additional 4,738 phone calls between April-December of 2020. This is a 13.5% increase in phone inquiries from 2019.

The top 5 services requested/inquired by County:

Amador

PG&E/Propane (-8% from 2019)

Financial Assistance (+74% from 2019)

Rental Assistance (-7% from 2019)

Homeless Shelter (+.05% from 2019)

Gasoline Assistance (no change from 2019)

Tuolumne

PG&E/Propane (-17.7% from 2019)

Food Bank (+13% from 2019)

Early/Head Start (-20% from 2019)

Rental Assistance (-32% from 2019)

Taxes (-26% form 2019)

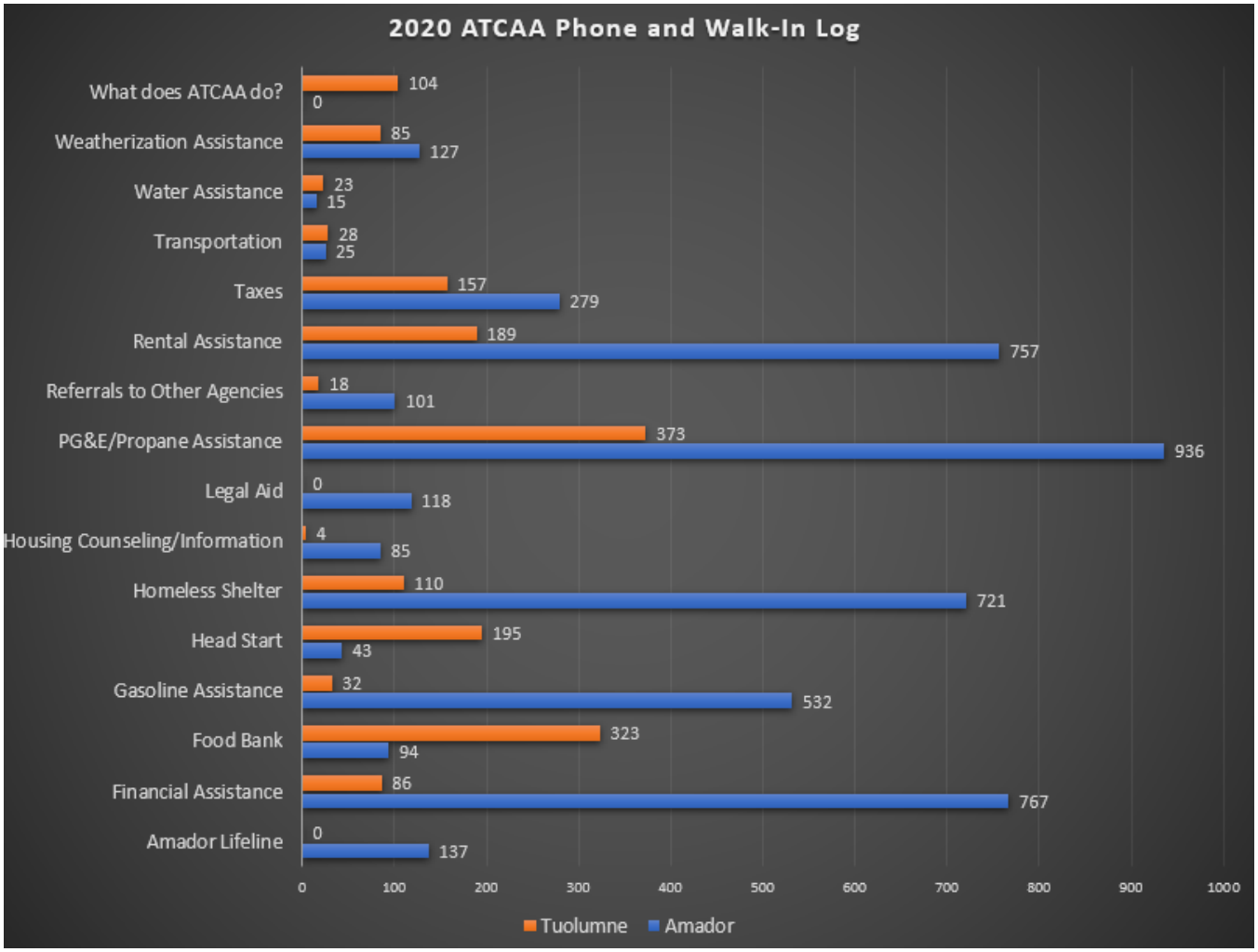

*Chart does not reflect services that received a total of less than 30 inquiries.

Needs Surveys

Client Needs Survey Results

- ATCAA received **1,321** responses from the Client Needs Survey administered in 2020
- 273 responses came from Amador,
- 728 from Tuolumne,
- 321 from Calaveras.

- ATCAA's energy department which offers utility assistance in all three counties, is the greatest contributor to this survey. Below are the cumulative response percentages of greatest needs in order to highest responses.

*** PAYING OFF/REDUCING DEBT (35%)** ATCAA client are increasingly concerned about their debt burden and interested in any assistance available. This survey was taken during the pandemic when many families have faced layoffs and work hour reduction and find themselves needing to utilize any savings they might have.

- Low-income families today are burdened with rising levels of family debt such as credit card bills, medical and legal bills, and personal loans.
- Families have few assets to leverage if they are confronted by a financial crisis, such as losing a job, as we have seen with the recent pandemic. It is estimated that a family of 4 living in Amador County needs $7,233 and in Tuolumne County need $6,932 as a starting budget.
- While poverty thresholds are absolute income levels used to measure the number and percentage of those who are the most impoverished and poor in our society, family budgets are a relative measure of the dollar amount families need to live modestly in the communities where they reside.

***UTILITY ASSISTANCE (34%)** continues to be one of the greatest housing needs for our clients. Along with the continual rise in housing and rental costs so is the cost for utilities.

- From April 2019-April 2020 the average price of residential electricity in California jumped by 13.4%. This corresponds with newer restrictions on natural gas and California's already-high electricity prices are headed even higher (The Foundation for Research on Equal Opportunity).
- Rural communities have high concentrations of low-income households and elderly that experience high energy burdens and often cannot afford the upfront costs needed for energy efficiency improvements.
- Renters experience higher-than-average energy burdens and split incentives may be a barrier to efficiency in rental properties. If the owner does not pay the energy bills, then he or she may not want to invest in efficiency upgrades to lower those bills. On the other hand, the renters who pay the bills may not have an incentive to invest in energy efficiency upgrades for a property that they do not own.
- Propane, natural gas and fuel oil providers typically do not fund weatherization and efficiency programs.

***BROADBAND Access & Affordability (29%)** ranked among one of the greatest needs.

- In 2020, with the onset of COVID-19 and the cancellation of in-person education, broadband access became a top need for child education, with more families having to rely on remote learning.
- Broadband, although slowly expanding, is still difficult for many rural communities to access, especially the smaller communities located at higher elevations in the counties served. In urban areas such as Sacramento or the San Francisco Bay Area residents enjoy internet speeds of up to 500 megabits per second (Mbps) while in Amador and Tuolumne Counties those who live too remotely to access cable can only access DSL or satellite and may experience speeds as low as 5 Mbps.

***FOOD ASSISSTANCE (29%)** has been a constant concern for both Amador and Tuolumne clients.

- The U.S. Department of Agriculture (USDA) defines food insecurity as a lack of consistent access to enough food for an active, healthy life. Hunger refers to a personal, physical sensation of discomfort, while food insecurity refers to a lack of available financial resources for food at the household level.
- Even as the demand for charitable food assistance increases, federal food programs are failing to serve eligible, hungry families.
- In California, the income limit for a family of 4 to receive SNAP is $50,200 pre-tax, which is 200% of the federal poverty line. When managing competing household expenses while already living on low incomes, many food insecure families cut back on food expenditures to pay for critical household expenses and will often choose between food and utilities, medicine, or transportation.
- Economic ramifications are also being felt by individuals already at risk of hunger, such as those who have lost their jobs due to the pandemic. Feeding America studies project that the overall food insecurity rate in 2020, as a result of COVID-19, will increase 4.9 % in Tuolumne County and 4.4% in Amador County, from 2018.

***EMPLOYMENT & JOB SKILLS & COMPUTER SKILLS TRAINING (23%)**

- According to a recent study completed by Kapor Center, a nonprofit that focuses on equity and access in technology, and Computer Science for California, only 39% of California high schools offer computer science (CS) courses. The survey also showed that low-income schools in California were four times less likely and rural schools were significantly less likely to offer CS courses than urban schools.
- The study shows just 3% of the 1.9 million high school students in California took a CS course in 2017.
- The U.S. Bureau of Labor Statistics projects that computer and information technology occupations will grow 13% between 2016 and 2026 further adding to the growing need for computer skills training to obtain gainful employment.

***AFFORDABLE HOUSING (21%)** remains a priority for ATCAA clients.

- The median cost of housing in Tuolumne County is 45.2% higher than the U.S. Average and Amador County is 33.9% higher,
- Renters make up 30% of Tuolumne County's occupied housing units and in Amador County 23%.,
- In Amador County, 45% of renters pay $1,000 -$1,499 a month and in Tuolumne County 34%,
- When factoring in the average cost of housing, childcare, transportation, health care, taxes and other necessities, the monthly estimated cost of living in Amador County is $7,233 for a family of 4 and in Tuolumne County $6,932,
- 6% of Amador households live in poverty and 8% in Tuolumne County,
- Low-income residents face juggling increasing household expenses such as rent, utilities, food and other necessities.
- Most rentals and housing options require at least 2 years rental history, good credit, with many rentals requiring a substantial deposit, and first and last month's rent
- Low-income residents lack the capital to obtain safe, affordable housing.

***TRANSPORTATION (14%)** concerns are prevalent among ATCAA clients.

- Many low-income individuals and families lack reliable transportation or have limited access to public transportation.
- 14% of 2-person households in Amador County have a single vehicle and in Tuolumne County 16%; for 3-person households Amador County is 11% and Tuolumne County is 22%.

- In Amador and Tuolumne Counties, public transportation runs only on the main arterial roads, making transportation to and from services difficult for low-income individuals who lack their own transportation or are on limited incomes.
- For people with no other means of transportation, access to a public transit system is an important component of health. Access to transit is particularly important for people with physical disabilities.
- In 2019, 29% of clients noted that transportation was on their list of greatest needs but with the onset of COVID-19 and regional stay at home orders transportation in 2020 was not as high a necessity.

	Amador 273 responses	Tuolumne 728 responses	Calaveras 321 responses
Adult Ed	27% broadband 27% computer skills training 17% night/eve/wknd classes	30% broadband 28% computer skills training 18% transportation	30% broadband 29% computer skills training 13% night/eve/wknd classes and transportation
Child Ed	30% broadband 24% counseling services 16% smaller class sizes	27% broadband 22% available school resources 17% counseling services	25% broadband 21% counseling services 20% proactive approaches to violence/bullying
Employment	24% computer skills training 24% job skills training 21% job search assistance	23% job skills training 21% computer skills training 21% job search assistance	30% computer skills training 23% job skills training 15% extended childcare options
Housing	30% utility assistance 25% affordable housing 18% rent/mortgage assistance	35% utility assistance 22% affordable housing 20% rent/mortgage assistance	35 % utility assistance 18% housing repair programs 17% affordable housing
Health	37% available medical/dental/vision 20% available food resources 16% available health resources	33% available medical/dental/vision 25% available food resources 14% available health resources	38% available medical/dental/vision 23% available food resources 16% available health resources
Income	32% pay off/reduce dept 21% address credit issues 17% set up/maintain a budget	25% pay off/reduce debt 20% address credit issues 16% set up/maintain a budget	36% pay off/reduce debt 20% address credit issues 15% set up/maintain a budget
Overall Support	30% food assistance 16% nutrition education 14% life skills programs	31% food assistance 13% nutrition education 13% life skills programs	23% food assistance 17% nutrition education 14% life skills programs

Partner Survey Results

ATCAA conducted an extensive survey in November 2020 seeking feedback from **35** partner agencies regarding programs and resources that are working well in our community, and about the challenges they felt our communities are

facing. Partner agencies included those of Faith Based organizations, other non-profits, local government agencies, for-profit business or corporations, school districts, consortiums/collaborations, and special districts.

Of the 35 total respondents, 19 were from Tuolumne County and 11 were from Amador County. The remaining 5 indicated that they represented more than one county.

Below you can see how the counties ranked their greatest needs in each Category.

Tuolumne - 19 respondents	Amador - 11 respondents
Adult Education • 74% broadband/internet access • 68% convenient public transportation • 58% after school/childcare options	**Adult Education** • 73% broadband/internet access • 64% after school/childcare options • 55% available evening/night/weekend courses • 55% convenient public transportation
Child Education • 89% available counseling services • 67% broadband/internet access • 56% proactive approaches to violence/bulling	**Child Education** • 80% broadband/internet access • 60% available counseling services • 30% proactive approaches to violence/bulling • 30% ability to offer smaller class sizes
Employment • 81% convenient public transportation • 56% after school/childcare options • 50% programs to improve job skills, training	**Employment** • 78% after school/childcare options for parents • 67% programs to improve job skills, training • 56% convenient public transportation
Income Use/Personal Budgeting • 69% general money management programs • 56% programs on how to address credit issues • 50% programs on how to pay off or reduce debt	**Income Use/Personal Budgeting** • 63% programs on how to set up/maintain a budget • 63% general money management programs • 38% programs on how to pay off or reduce debt • 38% programs on how to set up savings/retirement account
Health/Mental Health • 89% mental health counseling services • 78% available health resources • 39% affordable medical/dental/vision insurance	**Health/Mental Health** • 90% mental health counseling services • 50% affordable medical/dental/vision insurance • 40% available health resources
Housing • 94% affordable housing • 67% rental/mortgage assistance programs • 39% utility assistance programs	**Housing** • 91% affordable housing • 55% rental/mortgage assistance programs • 36% utility assistance programs
3 most leveraged challenges you see our community facing today ♦ 63% substance abuse programs/services ♦ 42% affordable/available transportation ♦ 42% affordable childcare programs	**3 most leveraged challenges you see our community facing today** • 100% affordable childcare programs • 50% affordable/available transportation • 50% substance abuse programs/services

Community Needs Survey Results

(February 2021- 1 year post pandemic declaration)

ATCAA understands that individuals and families need more support now than ever before. To do this, ATCAA chose to conduct a short final survey in February 2021, one year post pandemic declaration, to better understand the current challenges that COVID-19 has brought to our communities. This survey asked one simple question, "What do you see as the greatest need(s) for our low-income community?"

125 respondents represented non-profit organizations, for-profit businesses, faith-based organizations, local collaborations/consortiums, school districts, health services institutions, local government agencies, institutions of post-secondary education/training, state government agencies, federal government agencies, special districts, **and** local community members.

- Local residents made up the largest group completing the survey at 34%,
- 29% local government agencies
- 21% non-profit organizations
- 10% faith-based organizations
- 6% make up the remaining sectors

- 66% Amador County
- 23% Tuolumne County
- 11% Other counties (5 from Calaveras, 6 from Mariposa, 1 from Stanislaus, and 1 who represented Amador/Tuolumne/Mariposa/Calaveras).

Survey Results:

- Housing
- Employment
- Health/Mental Health
- Food
- Transportation
- Education
- Childcare
- Medical/Dental Care

Employee Engagement Survey Results

ATCAA understands the importance of employee engagement cannot be overstated- one of the most important determinants of program excellence is the presence of qualified, well-trained, and satisfied team members. In February 2021, ATCAA distributed an Employee Engagement and Satisfaction Survey that resulted in a 46% response rate.

The survey was divided into five categories
Cat 1: Organization, Strategy and Planning (questions 4-12)
Cat 2: Culture, Recognition and Reward (questions 13-26)
Cat 3: Communication, Training and Development (questions 27-37)
Cat 4: Customer Satisfaction and Community Outcomes (questions 38-45)
Cat 5: Free response (questions 46-51)

Each response is given a weighted score as follows.

"Strongly Agree"	= 2 points
"Agree"	= 1 point
"Neutral"	= 0 points
"Disagree"	= -1 point
"Strongly Disagree"	= -2 points

The average score of each question is then calculated. To highlight discussion areas as strengths and potential areas for improvement, average scores have been highlighted in either "Green" for scores of 1.5 or higher, and "Red" for scores of 0.50 and lower. All other scores (between .51 and 1.49) reflect a general agreement with the survey question.

Employee Demographics:

- How long have you worked for ATCAA?
  - 44% less than or equal to 5 years
  - 37% 6-10 years
  - 19% 11 or more years
- What is your employment status?
  - 84% full-time
  - 12% part-time
  - 4 % seasonal
- Job seniority or classification
  - 54% project and program staff
  - 26% management/coordinator
  - 11% administrative staff
  - 9% executive/director

Survey Results:

Category 1 Organization, Strategy and Planning (questions 4-12)

RESPONSE RATING				
Strongly Agree with Statement	**Agree with Statement**	**Neutral**	**Disagree with Statement**	**Strongly Disagree with Statement**
				Weighted Average

4. The agency encourages new ideas and innovation	1.1
5. The agency is always striving to change for the better	1.1
6. Our Board and staff actively advocate on behalf of the agency and those we serve	1.1
7. I see teams working together effectively across different departments	0.8
8. The agency possesses the tools, technology and resources it needs to produce community results	0.7
9. The agency is quick to apply resources to new ideas that will drive future success	0.7
10. Changes to the way we do things are well managed and help us to deliver better performance	**0.5**
11. As it plans for the future, the agency involves me and asks for my ideas	**0.4**

Category 2: Culture, Recognition and Reward (13-26)

RESPONSE RATING				
Strongly Agree with Statement	**Agree with Statement**	**Neutral**	**Disagree with Statement**	**Strongly Disagree with Statement**

	Weighted Average
13. The leaders of this agency care about their employee's well-being	1.1
14. The leaders of our agency are accessible	1.0
15. I have a safe/productive and team-oriented workplace	1.3
16. My job provides me with a sense of meaning and purpose	1.4
17. I feel part of a team working towards a shared goal	1.2
18. I can see myself working at this organization one year from now	1.4
19. I am proud to work for our agency	**1.5**
20. I believe there is a spirit of cooperation within our agency	1.1
21. The people I work with take accountability and ownership for results	1.2
22. My supervisor treats me fairly and with respect	**1.5**
23. My coworkers treat me fairly and with respect	1.4
24. I receive appropriate recognition (beyond my pay) for my contributions and accomplishments	0.9
25. I am paid fairly for the contributions I make to agency success	**0.4**

Category 3: Communication, Training and Development (27-37)

RESPONSE RATING				
Strongly Agree with Statement	**Agree with Statement**	**Neutral**	**Disagree with Statement**	**Strongly Disagree with Statement**

	Weighted Average

27. I have a clear understanding of my job role	1.3
28. I have the tools I need to do my job	1.1
29. I am encouraged and have access to the training I need to improve my work	1.1
30. My supervisor is available and provides coaching to develop my skills	1.2
31. Our agency mission/vision (what we are trying to accomplish) is well understood by staff at every level	1.0
32. I have a good understanding of the organization's goals and objectives	1.3
33. I understand how my role contributes to achieving agency outcomes	1.4
34. My supervisor is open to hearing my opinion or feedback	1.4
35. There is good communication between the different departments	**0.4**
36. I utilize the agency website and social media pages to access information and resources about the agency	**0.5**

Category 4: Customer Satisfaction and Community Outcomes (38-45)

RESPONSE RATING				
Strongly Agree with Statement	**Agree with Statement**	**Neutral**	**Disagree with Statement**	**Strongly Disagree with Statement**

	Weighted Average
38. Our agency stays in touch and listens to our customers	0.9
39. We annually evaluate customer satisfaction about our program's services	0.9
40. Our agency regularly measures, tracks, and reports our results and impacts to our staff, Board, and the community	1.0
41. Our agency engages and involves the community and stakeholders in planning our future	0.7
42. Our customers are highly satisfied with our services and the work we do	1.0
43. Our agency obeys laws and regulations and has high ethical standards	**1.5**
44. Our agency makes a substantial difference in our community	**1.5**

Board Member Self-Assessment

ATCAA performed a Board Member self-assessment in 2020. The Board of Directors are important internal stakeholders, and the self-assessment provides insight and alignment into Board member involvement in ten key organizational components: Vision/Mission, Strategic Planning, Executive Leadership, Financial Resources, External Relations/Community Involvement and Fiscal Oversight, Assessing Program Performance, Board and Organizational Roles, Board Structure and Operations, Board Member Self- Reflection.

Each response is given a weighted score as follows.

“Strongly Agree”	= 2 points
“Agree”	= 1 point
“Neutral”	= 0 points
“Disagree”	= -1 point
“Strongly Disagree”	= -2 points

The average score of each question is then calculated. To highlight discussion areas as strengths and potential areas for improvement, average scores have been highlighted in either “Green” for scores of 1.5 or higher, and “Red” for scores of 0.50 and lower. All other scores (between .51 and 1.49) reflect a general agreement with the survey question.

Survey Results:

SECTION 1: VISION AND MISSION

RESPONSE RATING				
+2	+1	0	-1	-2
Strongly Agree with Statement	Agree with Statement	Neutral	Disagree with Statement	Strongly Disagree with Statement

	RATING	Responses
1. The organization has clearly stated vision and mission statements.	1.75	8
2. The organization's vision and mission have specific goals.	1.50	8
3. The organization's mission is clearly understood and accepted by the board.	1.50	8
4. The board considers how all programs, activities, and policy decisions fit with the organization's mission. (2 Neutral Responses)	1.25	8
5. There is consensus among the board that the vision and mission accurately reflect where the organization is headed in the next two to three years. (4 Neutral Responses)	0.88	8

SECTION 2: STRATEGIC PLANNING AND POLICY DECISIONS

RESPONSE RATING				
+2	+1	0	-1	-2
Strongly Agree with Statement	Agree with Statement	Neutral	Disagree with Statement	Strongly Disagree with Statement

	RATING	Responses
9. The board engages in a strategic planning process that lays out the organization's goals over the next two to three years. (1 Neutral, 1 Disagree)	0.75	8
10. The board demonstrates a strong ability to promote improvement and manage change in the organization.	1.13	8
11. The board takes primary responsibility for establishing and regularly reviewing the organization's policies and procedures. (1 Neutral)	1.50	8
12. The board operates using clearly written policies and by-laws that enhance the governing body. (1 Neutral)	1.25	8
13. The board has and follows the conflict of interest policy when making official program and policy decisions for the organization. (2 Neutrals)	1.25	8

SECTION 3: EXECUTIVE LEADERSHIP

RESPONSE RATING				
+2	+1	0	-1	-2
Strongly Agree with Statement	Agree with Statement	Neutral	Disagree with Statement	Strongly Disagree with Statement

	RATING	Responses
17. The executive director demonstrates the ability to maintain a positive, constructive relationship with the board that maximizes organizational performance. (1 Neutral)	1.25	8
18. The executive director ensures the board has access to relevant information and data to facilitate informed decision-making regarding the organization and its programs, activities, and services.	1.38	8
19. The executive director and board chair are viewed as working cooperatively as a team. (2 Neutrals)	1.13	8
20. The executive director ensures that the organization has clearly defined and implemented board approved policies and procedures that are used for oversight of operations.	1.38	8
21. The executive director's performance and compensation is formally assessed annually based on objectives established by the board at the beginning of the organization's fiscal year. (2 Neutrals)	1.25	8

SECTION 4: ENSURING ADEQUATE FINANCIAL RESOURCES

RESPONSE RATING				
+2	+1	0	-1	-2
Strongly Agree with Statement	Agree with Statement	Neutral	Disagree with Statement	Strongly Disagree with Statement

	RATING	Responses
25. Board members are clear about expectations for their personal fundraising responsibility (i.e., individual giving, volunteering at fundraising events). (4 Neutrals)	0.63	8
26. The board works to diversify and maximize sustainable revenue sources beyond CSBG funding to ensure the health of the organization. (4 Neutrals)	**0.50**	8
27. The board supports efforts to seek public and private funding to implement new programs and services to address the identified needs of the community. (4 Neutrals)	0.75	8
28. A clearly written fund development plan is in place with specific implementation strategies and goals. (4 Neutrals, 1 Disagree)	**0.50**	8

SECTION 5: EXTERNAL RELATIONS AND COMMUNITY INVOLVEMENT

RESPONSE RATING				
+2	+1	0	-1	-2
Strongly Agree with Statement	Agree with Statement	Neutral	Disagree with Statement	Strongly Disagree with Statement

	RATING	Responses
32. The organization collaborates with other agencies and groups that provide assistance to low-income families in the community.	**1.50**	8
33. The board and staff engage community members to strengthen the organization's advocacy efforts. (1 Neutral)	1.38	8
34. The organization can readily mobilize a network of community allies and advocates who can be influential at neighborhood, city, town, and state levels. (1 Neutral)	1.25	8
35. The board actively promotes the organization and its activities to enhance its reputation in the community.	1.29	8
36. The board and organization invite policymakers and elected officials to agency events, such as the annual meeting. (3 Neutrals, 2 Disagree)	**0.38**	8
37. The organization has an effective public relations and communication plan in place, keeping the community informed about the organization's activities and accomplishments. (2 Neutrals, 1 Disagree)	0.75	8
38. Community members and other partners that are not on the board have opportunities to serve on board committees. (3 Agree, 2 Neutrals, 3 Disagree)	**0.00**	8

SECTION 6: PROVIDING EFFECTIVE FISCAL OVERSIGHT AND MANAGEMENT

RESPONSE RATING				
+2	+1	0	-1	-2
Strongly Agree with Statement	Agree with Statement	Neutral	Disagree with Statement	Strongly Disagree with Statement

	RATING	Responses
42. The organization's annual budget is fully discussed and understood by board members prior to its approval. (2 Neutrals)	1.25	8
43. The fiscal status of the organization is regularly reviewed and necessary board action is taken in a timely manner.	**1.50**	8
44. Organizational funding needs are reviewed annually and priorities are established. (1 Neutral)	**1.57**	8
45. The Chief Financial Officer provides relevant financial statements and documents to the board at least one week before every board meeting for review by board members. (2 Neutrals, 1 Disagree)	0.86	8
46. The organization's audit report is reviewed by the full board and necessary actions are taken in a timely manner. (1 Neutral)	**1.63**	8

SECTION 7: ASSESSING PROGRAM PERFORMANCE

RESPONSE RATING				
+2	+1	0	-1	-2
Strongly Agree with Statement	Agree with Statement	Neutral	Disagree with Statement	Strongly Disagree with Statement

	RATING	Responses
50. Data is used to inform decisions regarding implementation of programs and services targeted to reduce inequality in outcomes for low-income children and families. (1 Neutral)	1.25	8
51. The organization staff demonstrates the ability to work effectively with diverse populations.	**1.75**	8
52. The board uses the results of activity performance reviews to update the strategic plan. (4 Neutrals, 1 Disagree)	**0.50**	8
53. The board annually engages in a thorough review of performance of the organization's programs and services. (2 Neutrals)	1.13	8
54. The board uses evaluation and activity performance review information to guide decisions about program modification and/or new programs. (4 Neutrals)	0.75	8
55. The board evaluates program performance against the organization's mission on a regular basis. (3 Neutrals, 1 Disagree)	**0.50**	8
56. Written organizational procedures are in place to ensure equitable access to program services and facilities. (3 Neutrals)	1.00	8

SECTION 8: BOARD AND ORGANIZATIONAL STAFF ROLES

RESPONSE RATING				
+2	+1	0	-1	-2
Strongly Agree with Statement	Agree with Statement	Neutral	Disagree with Statement	Strongly Disagree with Statement

	RATING	Responses
60. Line of responsibility for board and organizational staff are clearly defined and differentiated.	1.00	7
61. The board delegates to the executive director sufficient authority to lead the staff and carry out the organization's mission.	**1.63**	8
62. Board and staff have a shared understanding of the organization's strategic goals and work cooperatively to achieve those goals.	**1.50**	8

SECTION 9: BOARD STRUCTURE AND OPERATIONS

RESPONSE RATING				
+2	+1	0	-1	-2
Strongly Agree with Statement	Agree with Statement	Neutral	Disagree with Statement	Strongly Disagree with Statement

	RATING	Responses
66. The roles, responsibilities, and expectation of board members are clearly understood. (2 Neutrals)	1.00	8
67. The board size is adequate.	1.38	8
68. The areas of expertise, skills, and other factors needed to be an effective board for the organization are adequately represented among current board members. (2 Neutrals)	0.88	8
69. Board members are actively recruited based on the organization's needs. (2 Neutrals)	0.75	8
70. Board members are provided a comprehensive orientation that includes the history of community action, community action promise and code of ethics, and the organization's mission, vision, by-laws, policies, programs, and roles and responsibilities as board members.	1.50	8
71. The board has a written succession plan in place for board leadership to provide guidance when there is an anticipated or unanticipated change. (2 Neutrals, 1 Disagree)	0.75	8
72. The board thoroughly examines the pros and cons of all major issues before decisions are finalized.	1.13	8
73. The board's committee structure is effective, the number of committees is appropriate, and their objectives are well-defined. (3 Neutrals)	0.63	8
74. Each board member serves on at least one board committee. (3 Neutrals)	1.13	8
75. The organization's conflict of interest policy is clear and all board members adhere to it. (1 Neutral)	**1.50**	8
76. The format of the board meetings is the right balance of information sharing and strategic thinking about major issues and concerns. (1 Neutral)	1.13	8
77. The board's meeting schedule has the right number and length of meetings.	1.38	8
78. Board meeting are generally well-run and make good use of members' time. (1 Neutral)	1.13	8

SECTION 10: INDIVIDUAL BOARD MEMBER SELF-REFLECTION

RESPONSE RATING				
+2	+1	0	-1	-2
Strongly Agree with Statement	Agree with Statement	Neutral	Disagree with Statement	Strongly Disagree with Statement

	RATING	Responses
82. I get excited about the mission of the organization and support where we are headed in two to three years.	1.38	8
83. I look for news and trends that impact our organization. (1 Neutral)	1.13	8
84. I am knowledgeable about and can describe the organization's program and services. (3 Neutrals)	0.63	8
85. I have a clear understanding of my role and responsibilities as a Community Action board member. (1 Neutral)	1.13	8
86. I thoughtfully prepare for board and committee meetings.	1.25	8
87. I actively participate in board meetings and feel very engaged in the governing process.	1.25	8
88. I actively participate on at least one board committee. (1 Disagree)	1.13	8
89. I actively participate in board and committee work. (1 Disagree)	1.13	8
90. I recommend people for the board and board committees. (3 Neutral, 1 Disagree)	**0.38**	8
91. I respect the other members of the board and have a strong working relationship with them. (2 Neutrals)	1.13	8
92. I actively participate in the development of the organization's strategic plan. (3 Neutral, 1 Disagree)	**0.38**	8
93. I actively participate in the annual review of the organization's executive director. (2 Neutrals)	1.38	8
94. I am knowledgeable enough about the organization's budget to make informed funding decisions about the organization and the programs and services it offers.	1.38	8
95. I make an annual financial gift to the organization. (3 Neutral, 2 Disagree)	**0.13**	8
96. I share information about the mission and programs of the organization with people in the community. (1 Neutral)	1.13	8
97. I actively participate in at least one organization activity or event a year. (3 Neutral, 1 Disagree)	.63	8
98. I am a advocate for Community Action in my community.	1.25	8
99. I believe that being a member of this board is meaningful and a productive commitment of my time.	1.38	8

Phase III

Focus Groups

Head Start/Early Head Start

In February 2021, nearly one year out from the pandemic official recognition, ATCAA Head Start/Early Head Start program reached out to 49 parents in Amador and Tuolumne Counties and communicated with 8 partnering agencies asking two questions, "What do you feel the biggest problem is for low-income residents?" and "Aside from our own struggles, what do you think friends and family would say is our counties biggest struggles?"

The issue of challenges for low-income families was discussed at Resiliency Coalition and Child Abuse Prevention meetings in Amador and Tuolumne. In Tuolumne, there were representatives from Juvenile Probation, Resiliency Village, Center for a Non-Violent Community, Tribal Social Services, and Child Welfare Services. In Amador, the community partners represented were First 5 Amador, Nexus, and Child Protective Services.

From the community partners, the top needs identified include:

- stress/mental health issues
- job loss
- lack of income
- loss of housing and homelessness

Other needs identified were:

- problems having children at home so much and having to home school them
- not knowing how to access resources or what is available in the community
- substance misuse and increased domestic violence and child abuse

Amador and Tuolumne parents' greatest concerns were centered around, housing, transportation, childcare, employment, and income.

Housing - by far the most problematic issues. Parents expressed:

- There is a limited amount of affordable housing and that low-income housing wait lists are too long.
- There is not enough affordable housing to rent or buy, especially for single parents with one income; it's hard to move out on your own because of cost.
- We lack appropriate, affordable housing; families must live in homes that are too small for them because they cannot afford anything bigger.
- Securing a rental is also difficult for low-income residents as there is a fee associated with each application submittal and applicants typically do not have the upfront capital to secure first and last month's rent.

Cost of Living –Parents expressed:

- Current cost of living is too high
- Not enough available jobs or enough jobs that pay a decent wage and the uncertainty of employment as
- Small businesses are struggle financially during the pandemic.

- Grandparent are raising their grandchildren struggling to live on a fixed income.
- Struggle with the daily costs of living and high prices such as clothes and shoes for their kids, baby wipes and diapers, food, and hygiene items.
- The hardest part is not being able to pay all the bills and never having anything to save at the end of the month. They must decide which ones they can pay and which they must wait on.
- Managing and paying bills, especially those that overlap each other, such as PG&E, was noted.

Transportation -concern for parents expressed:

- Many low-income families do not have a vehicle or only have one vehicle, making it difficult to run their errands or get their children to and from extra curriculars.
- For families that have a car, the cost of keeping and maintaining a car is expensive as well as the cost of fuel to keep getting to and from a job.
- Some low-income families need assistance to obtain a license and noted that auto insurance is too high.

Childcare- Parents expressed concerns about:

- The lack of affordable **childcare**,
- Not having enough infant/toddler care options,
- Income eligibility guidelines are inadequate and felt that they needed to be unemployed to qualify for Head Start or other assistance,
- Assistance needed for extended childcare hours,
- lack of low cost full-day daycare options or stipends,
- Due to the pandemic, people are trying to work from home and watch small children, making it extremely difficult to work without full-day childcare.

Other needs identified by parents included:

- The high cost of food and utilities,
- Needing more assistance for seniors living on fixed incomes,
- The cost of basic health coverage (dental, primary, optometry),
- The feeling that people look down on you because you are low-income.

Top Needs Identified in the ATCAA Needs Assessment

- Available Housing: Communities lack affordable housing
- Affordable Housing: Individuals and Families cannot afford available housing
- Transportation: Families lack reliable means of transportation
- Affordable Childcare: Individuals cannot afford available childcare
- Available Childcare: There is a lack of extended hour infant/childcare in the community
- Employment: There is a lack of well-paying jobs in the community
- Food: Individuals and Families cannot afford healthy food
- Job skills: Individuals lack the skills to obtain well-paying jobs
- Utility Assistance: Individuals cannot afford the high cost of utilities

ATCAA Client Survey	Partner Survey	Community Needs Survey	Focus Groups	Total of Surveys Showing Need
1321 Surveys	35 Surveys	125 Surveys	49 parent participants 8 represented partner agencies	Total Surveys 1481
Available/Affordable Housing	Available/Affordable Housing	Available/Affordable Housing	Available/Affordable Housing	4
Transportation	Transportation	Transportation	Transportation	4
	Childcare	Childcare	Childcare	3
Employment		Employment	Employment	3
Food		Food	Food	3
Job Skills Training		Job Skills Training		2
Utility Assistance			Utility Assistance	2
Money Management	Money Management		Money Management	2
	Mental Health	Mental Health		2
	Substance Use Counseling	Substance Use Counseling		2
		Affordable Medical/Dental	Affordable Medical/Dental	2
Broadband	Broadband			2
Computer Skills Training				1
	Child Counseling			1

Phase IV

Asset Mapping

What is it? **Asset Mapping** is a tool that relies on a core belief of asset-based community development; namely, that good things exist in communities and that those things can be highlighted and encouraged — these are assets suited to advancing those communities. (VISTAcampus.gov).

As part of the Partner Agency survey, organizations were asked to provide resources that worked well in their community. Below is a listing of the responses categorized by service area and county.

What works well in our community:

Adult Education:

- Tuolumne County: YES partnership, ATCAA, TCSOS, ICES, JFRC and Columbia College.
- Amador County: ATCAA, WIC, ACUSD, Amador College Connect, Independent HS, Nexus, Amador Quality for Kids and Sierra Wind.

Child Education:

- Tuolumne County: First 5, ATCAA Head Start and Early Head Start, ICES, WIC, MCAH, HVP Partnerships, ATCAA Promotores/ES, Smile Keepers, CNVC, YES Partnership, Friday Night Live, Youth Mentoring, Suicide Prevention, TCSOS, and PM Club programs.
- Amador County: WIC, ATCAA Head Start and Early Head Start, First 5, and Amador College Connect.

Employment Resources:

- Tuolumne County: Mother Lode Job Training, Welfare to Work, Columbia College, Job Fairs, EDD, Family Stabilization and Housing Support programs.
- Amador County: Amador College Connect, Mother Lode Job Training, and CalWorks.

Income Use/Personal Budgeting Resources:

- Tuolumne County: CNVC, WIC, SNAP-ED, BBVA Compass Bank and ATCAA.
- Amador County: ATCAA programs such as Foster Youth IDA, Energy Assistance, Housing for the Homeless, and Rental Assistance.

Health/Mental Health Resources:

- Tuolumne County: Behavioral Health, CNVC, NAMI and SAMI, ICES, Peer Enrichment Center, Lambert Drop-in Center, Me-Wuk, MACT, FSP, and YES Partnership.
- Amador County: ATCAA, WIC, Sutter Amador Hospital, Interfaith Food Bank, Nexus, Wellspace, MACT, NAMI, MHSA, First 5 and Amador/Calaveras Perinatal Wellness Coalition.

Housing Resources:

- Tuolumne County: ATCAA, County First Time Homebuyer Program, CalWorks, Behavioral Health, CNVC, and GRACE fund through Catholic Charities.
- Amador County: ATCAA programs, Operation Care and Sierra Wind

Other programs and services and assets noted:

Sonora Area Foundation, Central Sierra Continuum of Care, The Enrichment Center, ATCAA Food Bank, Project Hope, Meals-on-Wheels, Road to Resiliency Differential Response, Operation Care, Senior Center in Amador, Tribal TANF, and ASPIRE Student Assistance Program.

For additional references please use the Amador and Tuolumne County Resource Directories below:

C:\Users\PSARAN~1\AppData\Local\Temp\mso529B.tmp

2020-21_amador_resource_directory.pdf (trcac.org)

REFERENCE TABLE

https://dq.cde.ca.gov/dataquest/

https://www.cdph.ca.gov

https://www.cdph.ca.gov/Programs/CHSI/CDPH%20Document%20Library/CountyHealthStatusProfiles_2020_ADA.pdf

https://edd.ca.gov

https://www.tuolumnecounty.ca.gov/DocumentCenter/View/7774/Community-Health-Needs-Assessment?bidId=

https://calschls.org/reports-data/search-lea-reports/

https://www.adventisthealth.org/documents/community-benefit/2019-chna/Sonora_2019_CommunityHealthNeedsAssessment.pdf

https://www.area12.org/wp-content/uploads/2020/03/2019DataAnalysis-3-3-20-compressed.pdf

https://www.centralsierracoc.org

https://www.sutterhealth.org/pdf/for-patients/chna/sah-2019-chna.pdf

https://www.dof.ca.gov/Forecasting/Demographics/

https://www.census.gov/topics/income-poverty/poverty.html

www.kaporecenter.org

The High Cost of California Electricity Is Increasing Poverty | by Robert Bryce | FREOPP.org

U.S. Hunger Relief Organization | Feeding America

https://www.epi.org/resources/budget/

https://reports.nlihc.org/oor/california

https://www.fns.usda.gov/snap/supplemental-nutrition-assistance-program

https://www.prb.org/usdata/indicator/migration/table/California/counties

State of Homelessness: 2020 Edition - National Alliance to End Homelessness

APPENDIX D

Amador Tuolumne Community Action Agency
2020 Collaborations and Partner Agencies by Sector

Non Profit
AARP Foundation
Amador County Commission on Aging
American Red Cross
Area 12 Agency on Aging
Catholic Charites
Center for a Non-Violent Community
Central Valley Opportunity Center (CVOC)
CETF
Community Compass
David Lambert Drop-in Center
DRAIL
Foundation for Rural Services
Golden State Opportunity
Grandma's House
Groveland Are Involved Neighbors (GAINs)
Groveland Rotary Club
Hospice of the Sierra
Infant Child Enrichment Services
Interfaith - Amador
Interfaith- Sonora
Microsoft Corporation
Mother Lode Job Training
NAMI
Nancy's Hope
Operation Care
Salvation Army
Servant's Heart Ministry REACH Program (Dollar Energy Fund)
Sierra Hope
Sierra Non-Profit Services
Sierra Senior Providers
Sierra Wind Wellness and Recovery Center
Sonora Area Foundation
Teen Works
The Resource Connection
Tuolumne County Chamber of Commerce
Tuolumne County GRACE Fund

United Way Bay Area
United Way California Capitol Region
United Way of Stanislaus County
United Ways of California
Valley Mountain Regional Center
Verizon Wireless
Vets Helping Vets Thrift Store
Victory Village
WATCH Resources Inc.
For-Profit Business or Corporation
Amador Volcano Telephone
Black Oak Casino
California Student Housing
Discovery Chiropractic
Jackson Rancheria Casino
Kohl's
Faith Based
All Saints Catholic Church
Calvary Chapel
Christian Heights Church
Discover Life Seventh Day Adventist (Food Pantry)
Equipping God's People
Groveland Evangelical
Lake Don Pedro Baptist
Lighthouse Ministries
Mt. Calvary Lutheran Church
SDA Community Services Food Pantry
Sierra Bible Church
Sonora United Methodist Church
St. James Evangelical Church
St. Patrick's Parish
Word of Life Fellowship
Tuolumne United Methodist
Collaborations/Consortiums (Local)
Amador-Calaveras Consensus
Amador Child Abuse Prevention Council
Amador County Children and Family Programs
Amador County Local Childcare Planning
Amador County Oral Health Task Force
Amador County Quality for Kids (QRIS)
Amador Senior Center
Central Sierra Child Support Agency

Central Sierra Continuum of Care
East Garden Apartments
Health Care and Safety Coalition
Motherlode Survivors of Suicide Loss
NorCal Homeless Roundtable
NorCal Mental Health America
Resilient Amador
Revive Warehouse
Safe Kids California
SARB (Student Attendance Review Board)
SOAR Collaborative
Social Service Steering Committee
Sonora Social Services Consortia
Tuolumne County Local Childcare Planning
Tuolumne County Senior Center
Tuolumne County Quality Rating Improvement Consortium
Tuolumne Resiliency Coalition
Twin Pines Apartments
School Districts
Amador County Unified School District
Amador Office of Education
Bellview Elementary School
Cassina High School
Chinese Camp School
Columbia Elementary School
Curtis Creek School
Jamestown Elementary School
Lake Don Pedro High School
Motherlode Jr. Academy
Sonora Elementary School
Sonora High School
Soulsbyville Elementary School
Summerville Elementary School
Summerville High School
Tenaya Elementary School
Tioga High School
Tulare County Superintendents of Schools
Tuolumne County Superintendents of Schools
Transitional Youth/The Greater Valley Conservation Corps
Twain Harte Elementary School
Institutions of Post-secondary Education/Training
Amador College Connect

Amador Learning Center
California Department of Education
California UC Extension
Columbia College
Yosemite Community College
Financial/Banking Institutions
Umpqua Bank
West America Bank
Wells Fargo Bank
Health Services Institutions
Adventist Health Sonora
Amador County Behavioral Health
Amador County Children's Dental
Amador County Public Health
Amador County WIC
M.A.C.T Health Board, Inc.
Me-Wuk Indian Health Care
Parrish Nurses
Sutter Health Valley Area
Tuolumne County Behavioral Health /MHSA
Tuolumne County Medical Society
Tuolumne County Public Health
Tuolumne County WIC
UC Cooperative and Planning Department
WellSpace
Local Government
Amador Board of Supervisors
Amador Chamber of Commerce
Amador County
Amador County Probation Department
Amador County Sheriff's Department
ATOD
Cal Net
CalWORKs/Welfare-to-Work
Child Welfare Services
First 5 Amador
Groveland Youth Center
MHSA
Sonora City Council
Sonora Fire Department
Sonora Police Department
TANF

Tuolumne County DSS
Tuolumne Me-Wuk Tribal Council
Tuolumne County Board of Realtors
Tuolumne County Board of Supervisors
Tuolumne County Children's Dental Project
Tuolumne County Community Advisory Board (CAB)
Tuolumne County Department of Social Services
Tuolumne County District Attorney
Tuolumne County District Attorney's Office V/W
Tuolumne County Housing
Tuolumne County Library
Tuolumne County Probation
Tuolumne County Recreation Department
Tuolumne County Resource Conservation Department
Tuolumne County Sheriff's Department
Tuolumne County Superior Court
Tuolumne County Tobacco Control
Tuolumne County Transit Agency
Tuolumne County Veterans Services
Tuolumne County Youth Centers
Associations/Collaborations (State Wide)
California Community College Foundation
California FNL Partnership
California Head Start Association
California Community Action Partnership Association (CalCAPA)
California for Quality Early Learning
Central California Workforce Collaboration
Community Action Partnership (CAP)
CSD-SIT Poverty Workgroup
Economic Security Project Action
Feeding America
State Government
Child Audit Care Food Program
California Department of Community Services and Development (CSD)
California Department of Housing & Development (DHCD)
California Department of Housing and Urban Development (HUD)
California Department of Social Services (DSS)
California Department of Water Resources (DWR)
California Highway Patrol
California Office of Emergency Services (Cal OES)
California Public Utilities Commission (CPUC)
California State Preschool (CSPP)

First 5 of California
Franchise Tax Board
Governor's Office
Federal Government
Department of Agriculture
Health and Human Services
Internal Revenue Services
Substance Abuse and Mental Health Services Administration (SAMSHA)

APPENDIX E

Amador Tuolumne Community Action Agency

Data Analysis and Evaluation – Program Samples

Program/Service	Measurement Tool	Data Source, Collection Procedure, Personnel	Frequency of Data Collection and Reporting
Housing/Rentals	Automated case management system – clients served Shelter log	Data collected at intake and entered into automated housing information system by the Housing staff Log of rental assistance payments is kept by the case manager Follow up progress data is entered into case record	Data is collected weekly, quarterly and annually and reported quarterly to the Program Director
Head Start	Client case record- enrollment	Client application-data is collected at time of intake and entered into automated case file by the Early/Head Start staff Follow up progress data is entered into case record	Data is collected on an ongoing basis and reported monthly to the Program Director and annually to the ATCAA Board and Executive Director
Food Bank	(1) Sign in sheet service log-number of households/individuals served (2) Classroom roster with eligible children (3) Pantry Reports- number of households/individuals served	(1) Application for client to self-certify – after reviewing it is entered into spreadsheet by the Food Bank Manager for funder reporting and data collection for demographics (2) Application for Food for Kids Program – they are protected – only child name is entered onto applicable school/teacher roster with family size (3) Partner Pantry – is an application process if eligible, we enter into agreement Schools – only verbal agreement no written (4) Medical referrals for delivery	(1) Data is collected weekly and reported to funders (2) Data is collected monthly and reported to funders (3) Data is collected annually and reported to funders All data is reported regularly to Program Director and ATCAA Board of Directors
PG&E and Propane Assistance	Case records- number of households served	Data collected at intake and entered into automated case record by the Energy outreach workers	Data collected on an ongoing basis and reported monthly to the funder and annually to the ATCAA Board and Executive Director
Referrals Linkages	(1) Phone and walk-in log (2) Amador centralized referral form (3) Partner agency list	(1) Front office secretary logs the number of referrals provided to clients (2) FRS Director compiles referral data from intake forms (3) Partner/Linkages are updated by the Program Directors and compiled by the CSBG Coordinator	(1) Data is collected on a daily basis and reported monthly (2) Data is collected on an ongoing basis and reported at least annually (3) Data is collected on an ongoing basis and reported annually